


PROJECT

TYPE

NOTES



OVERVIEW

Inspired by the illumination of the sunset through a ship's porthole, the vast and thin light source brings modernity without renouncing elegance. Hublot is made of very few delicate elements to bring lightness and simplicity. The light is evenly diffused across all surfaces to create a graceful ambiance without sacrificing functionality.

MOUNTING

Ceiling Pendant

SOURCE

Integrated LED module

MATERIALS

Powder-coated aluminum

Natural brass

Semi-synthetic cord

Frosted Acrylic

Stainless steel rope

ENVIRONMENT

Indoor - Dry location

DIMMING

Fully dimmable with TRIAC, ELV, and 0-10 V dimmers

See Dimming compatibility on page 3

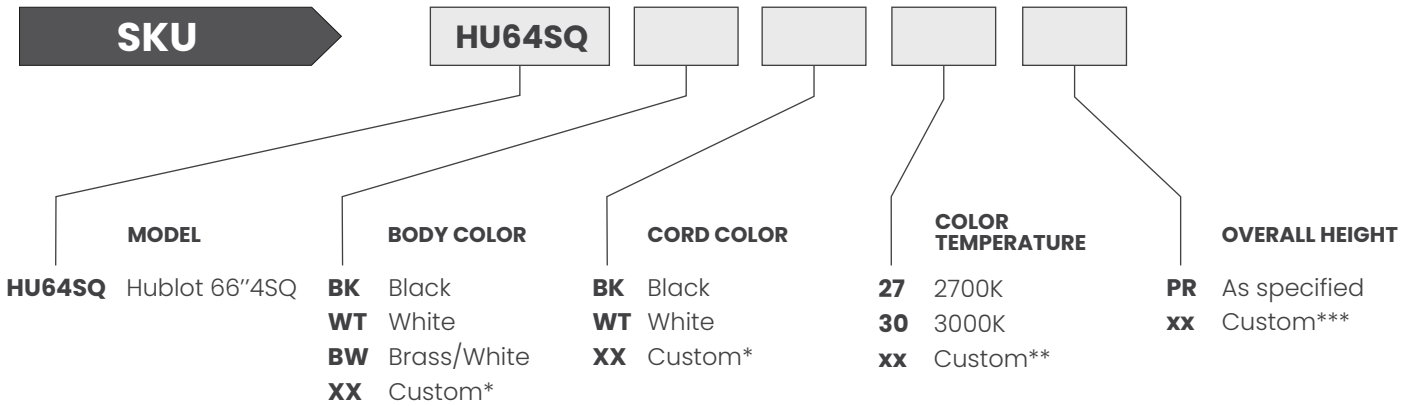
SPECIFICATIONS

Voltage	120V-277V 50/60Hz
Power consumption	38W
Color temperature	3000K 2700K More color temperature is available upon Request
Luminosity	1880 lm (3000K)
Color rendering index	≥90 CRI
Lifespan	50K hour lifespan

Certifications



Ordering Guide



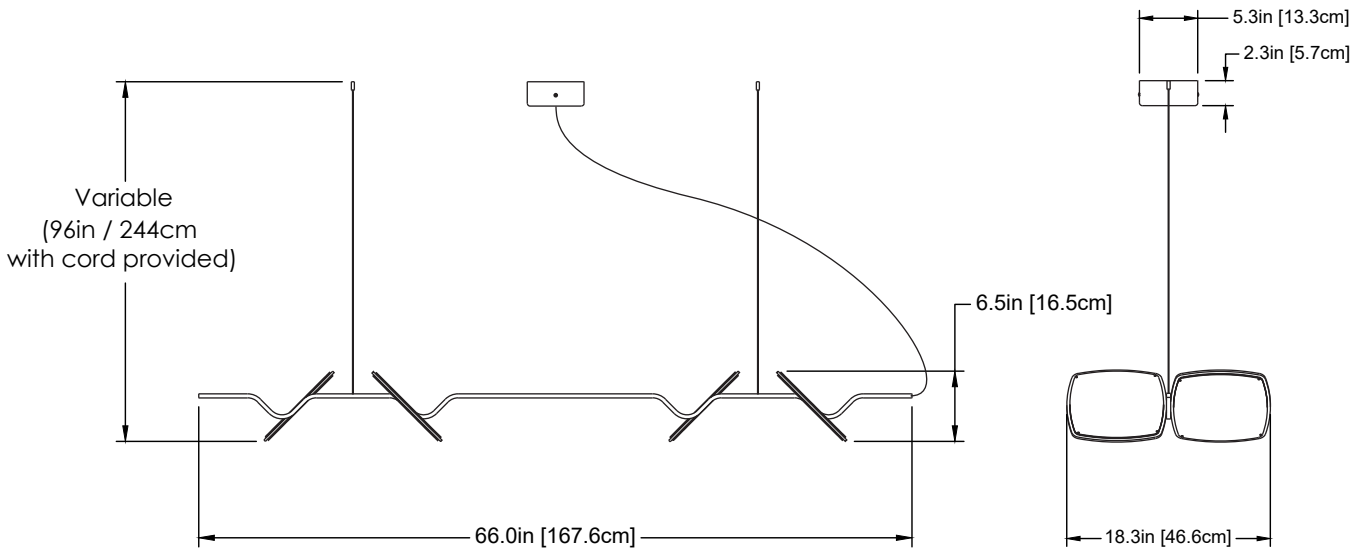
* Not all custom color are available. Please verify with your sales representative.

** Not all custom color temperatures are available. Please verify with your sales representative.

***Total height measured from ceiling to bottom of fixture.

Custom specifications must be indicated on the purchase order. The final price and feasibility must be confirmed.

Dimensions



TESTED DIMMER COMPATIBILITY

- Compatible with any 0-10V dimmer.

LIST OF COMPATIBLE TRIAC AND ELV DIMMERS			
MANUFACTURER	MODEL	MAX DIMMING	MIN DIMMING
Leviton	IPI06-1LZ	99%	2%
Leviton	6631-2	99%	0%
Lutron	DVCL-153P	98%	1%
Lutron	TGCL-153P	98%	9%
Lutron	S600P	98%	4%
Leviton	VPE06	98%	14%
Lutron	DVELV303P	98%	11%
Lutron	SELV300P	98%	11%
Leviton	6683-IW	97%	8%
Leviton	6633-P	97%	3%
Cooper	DLC03P	98%	4%
Lutron	LG600P	98%	9%
Cooper	SLC03P	98%	1%
Leviton	IPE04	99%	10%
Lightolier	ZP260QEW	98%	11%

CLEANING INSTRUCTIONS

- Dust the luminaire regularly with a soft, dry cloth to remove any surface dirt and debris.
- For more thorough cleaning, use a damp cloth or sponge with a mild, non-abrasive soap or detergent. Do not use any harsh chemicals or abrasives that could damage the finish.
- Never use any solvents, citrus juice, vinegar, or other acidic or abrasive cleaning solutions on the luminaire, as these can damage the surface.
- For the textile braided cord, gently wipe it down with a damp cloth to remove any dust or dirt. Do not soak or immerse the cord in water, as this can cause damage.
- Avoid using any sharp or abrasive tools or scrubbing pads on the luminaire, as this can scratch or damage the finish.