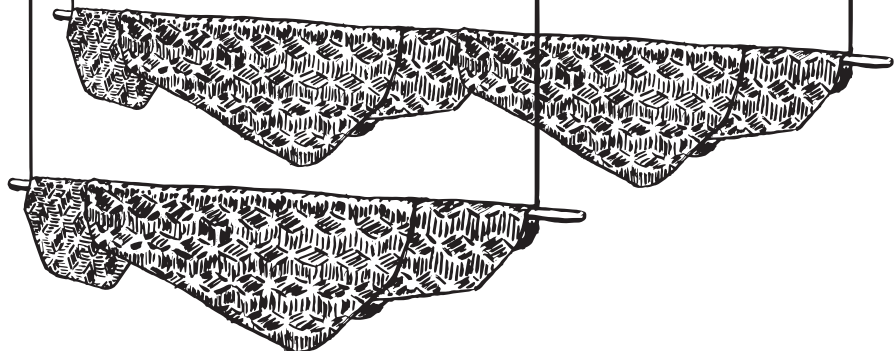


2 PERSONS NEEDED



- ASSEMBLY INSTRUCTION -
MÉDITERRANÉA - NOÉ DUCHAUFOUR-LAWRANCE

Suspension 1m / Suspension 1m60

**Petite
Friture**

MEDITERRANEA

NOÉ DUCHAUFOUR - LAWRRANCE

Inspired by the weightlessness of «laundry billowing on Mediterranean balconies», Noé Duchaufour-Lawrance designs MÉDITERRANÉA, a series of lights in brushed brass and LED. Resting on a light structure, the cloth of metal sculpts and diffuses the light through the lively and geometric pattern. This symbolism is also applied to suspension, wall, reading and standard lamps.

TECHNICAL SPECIFICATION

- Environnement : Dry location
 - Made in France
 - 110V - 120V - 60Hz
 - LED 24V - 9W - 1404 lumens (suspension 1m)
 - LED 24V - 16W - 2430 lumens (suspension 1m60)
 - Warm white 2700°K
- Dimmer compatible.

BRUSHED BRASS, SATIN VARNISH

SUSPENSION 1M : L100cm ; W18cm ; H15cm

SUSPENSION 1M60 : L160cm ; W18cm ; H15cm

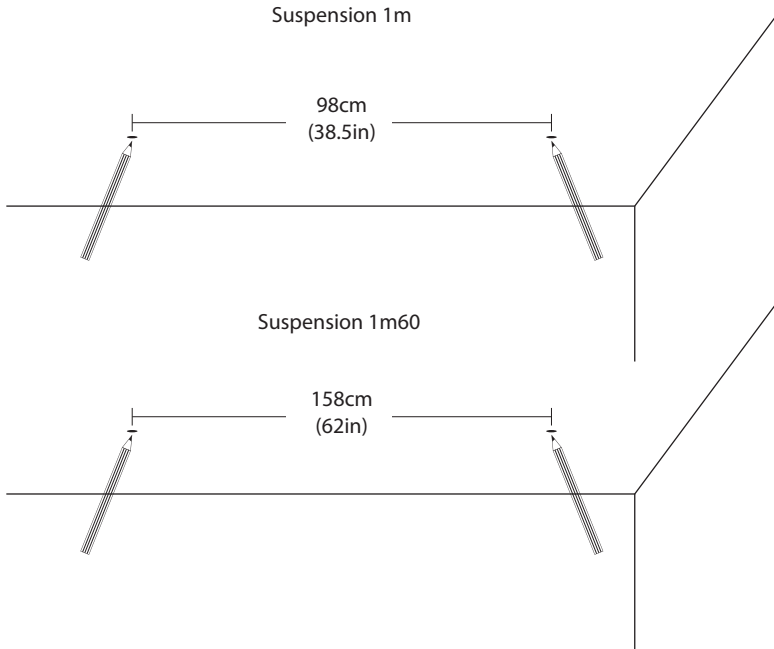


- THE PRODUCT HAS TO BE INSTALLED BY AN ELECTRICIAN TO AN ELECTRICAL BOX

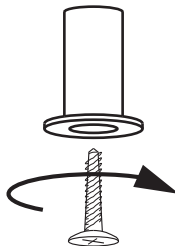
- USE APPROPRIATE SCREWS AND ANCHORS WHERE NECESSARY

WALL LAMP SET UP

1) With the provided screw fix the two anchors to the ceiling

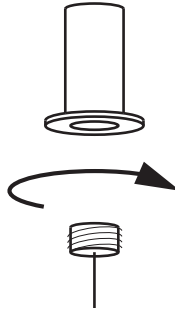


2) Fix the anchors with appropriate screws




WALL LAMP SET UP

3) Screw the two suspension part



4) Fix the bracket to the junction box with appropriate screws

5) Use UL connector like Wago to make the installation. Connect the ceiling wires to the connection block inside of the white connection box

Green wire for ground 
White for neutral
Black for the line

6) Close the canopy

7) Set-up canopy with the two brass screws

8) For a perfectly horizontal pendant lamp, it is possible to adjust the lengths of the electrical wires: press the stop wire and slide the electrical wire for more or less length and tighten.

9) Turn on electricity

- CONTACT -

sales@petitefriture.com

+33(0)1 44 54 13 95

www.petitefriture.com