



AJ Eklipta Wall

The fixture emits soft comfortable light. The glass is designed to provide a uniformly lit surface. The three-layer hand blown opal glass shade has a transparent edge, providing a decorative halo of light around the fixture.



Arne Jacobsen

Arne Jacobsen was born and raised in Copenhagen. In 1927, he graduated as an architect from the Royal Danish Academy of Fine Arts in Copenhagen. After graduating, he obtained his first job at the office of the City Architect of Copenhagen launching his own office only two years later.



**Sparekassen
Vendsyssel**



Idrottens Hus

**louis
poulsen**

Design to Shape Light

louispoulsen.com

Product info

Finish

White, powder coated. White opal glass.

Materials

Ceiling/Wall box: Spun aluminum. Diffuser: Hand blown white opal glass.

Mounting

Surface: Mounted directly to finished surface over a recessed 4" octagonal junction box (13.7"/17.7") or 3" octagonal junction box (8.7").

Sizes and weight

Width x Height x Length (in.) | 8.7 x 4.1 x 8.7 Max 1.8 lbs | 17.7 x 5.5 x 17.7 Max 9.0 lbs | 13.8 x 3.9 x 13.8 Max 6.0 lbs

Compliance

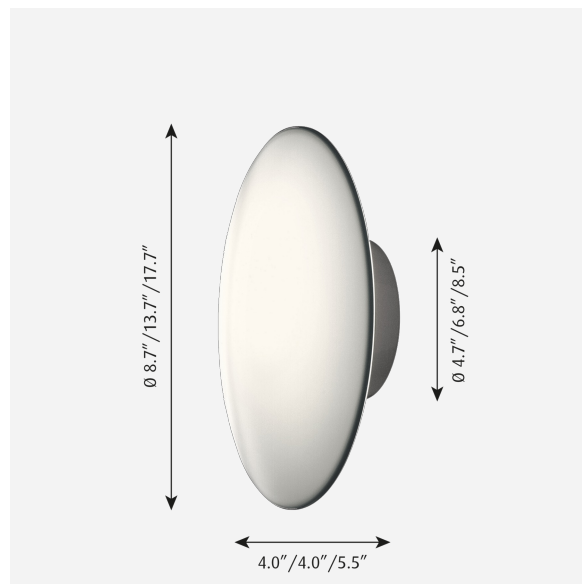
cULus, Wet location.

Specification notes

a. 8.7" variant available in 40W or 10W LED. b. 13.7" variant available in 60W or 10W LED. c. 17.7" variant available in 100W or 24W LED. d. 120-277V only available in 10W LED with 13.7" or 24W LED with 17.7". e. DIM 0-10V only available with LED light source.

Light source

10W LED/3000K
Lumen: 705



Product family



AJ Eklipta Surface



AJ Eklipta Outdoor

Product variants

Dimension	Mounting	Light source	Voltage frequency	Class	Shield	Body	Lighting control
13.7 IN	WALL AND CEILING	10W LED/3000K	-	-	-	-	-
17.7 IN	WALL AND SURFACE	25W LED/3000K	120-277V/60HZ	I	WHITE OPAL	BOX WO/SIDE CABLE HOLES	Dim 0-10v
8.7 IN		A-19/IF medium T-4/IF G9 US	120V				

Product description

Circular surface mounted product.
 Iconic design.
 Family with three dimensions.
 High quality finish 3-layer mouth blown glass.
 Simple installation in stamped or cast aluminium housing.
 Thump screws and nut easily secure glass to housing.
 Outer diameter of housing kept throughout luminaire history allowing for change from earlier versions of the product to latest LED version.
 Easy to maintain.

Mounting

Simple installation on wall or ceiling surface
 Mounted directly over recessed 4" octagonal junction box

Light description

The fixture emits a soft comfortable light without any glare.
 A large proportion of light is reflected back onto mounting surface to reduce contrast.
 Luminance highest in center fading towards edge.
 The three layer glass has a transparent edge providing a decorative halo of light around the fixture.
 Using high efficient high power LEDs the Tc of each LEDs is managed efficiently and kept low.
 Two larger sizes use custom made LED boards with lens optics ensure the perfect distribution of light in the glass front and on the lower reflector.
 Smallest size uses internal diffuser to prevent individual LED visibility.
 Efficient luminaire.
 LED board is replaceable.
 Dimmable.

Design

Arne Jacobsen

Material

Three layer mouth-blown glass with a human touch and detailing.
 Two larger sizes:
 Housings: spun aluminium, 2mm (0.08") thick, powder coated white.
 Internal brackets: sheet aluminium, 1.5mm (0.06") thick.
 Socket: Porcelain, medium base for A-19, frosted envelope lamps.
 LED available in 3000K or 4000K with CRI of 80.
 Integral electronic constant current, class II driver for 120-277V operation and 0-10V dimming control.
 Smallest size:
 Housing: die-cast aluminium, 3mm (0.12") thick, powder coated white.
 Socket: Porcelain, G9 bipin base for T4 halogen 120V lamps
 LED available in 3000K with CRI of 80.
 LED board with integrated driver for direct line voltage input.
 Diffuser: opal acrylic.

Weight

Min: 1.27 lbs Max: 8.999 lbs

Dimensions

13.7 IN, 17.7 IN, 8.7 IN

Finish

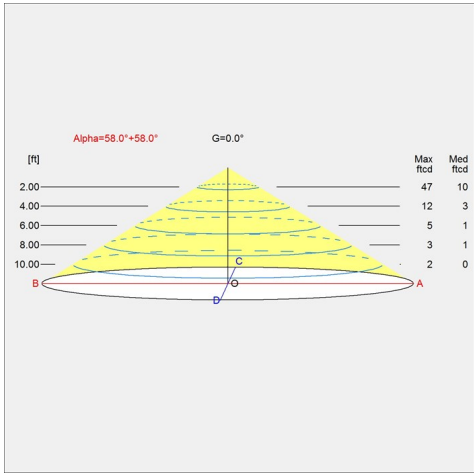
Wht

Voltage

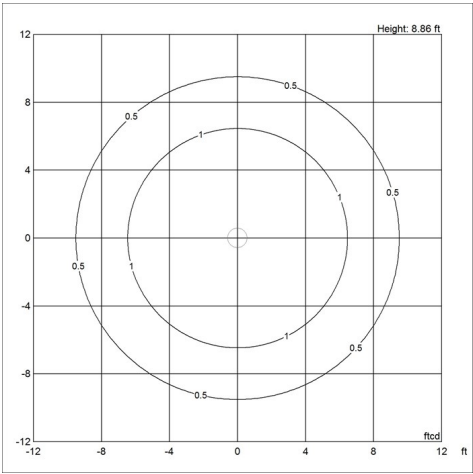
120-277V/60HZ, 120V

Light distribution diagrams

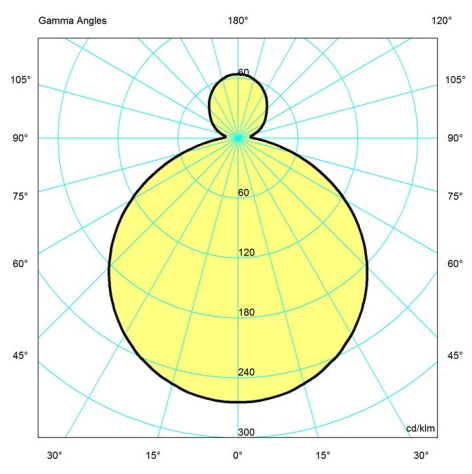
Cartesian



Isolux



Polar



Spare parts & accessories

Product	Variant number
AJ EKLIPTA 220 GLASS	5743590005
AJ EKLIPTA 350 GLASS	5743590018
AJ EKLIPTA 450 GLASS	5743590021