



# AJ 50 Wall

The fixture emits downward directed light. The shade is painted white on the inside to ensure a soft comfortable light distribution.




## Arne Jacobsen

Arne Jacobsen was born and raised in Copenhagen. In 1927, he graduated as an architect from the Royal Danish Academy of Fine Arts in Copenhagen. After graduating, he obtained his first job at the office of the City Architect of Copenhagen launching his own office only two years later.



## Cocks & Cows



## Skagen

**louis  
poulsen**

Design to Shape Light

[louispoulsen.com](http://louispoulsen.com)

## Product info

### Finish

Black, white or natural painted aluminum, textured powder coated.

### Materials

Back plate: Die cast aluminum. Shade: Die cast aluminum. LED enclosure: frosted glass.

### Mounting

Surface: Mounted directly to finished surface over a 4" octagonal junction box.

### Compliance

cULus, Wet location.

### Light source

9W LED/3000K<br />Lumen: 504

### Information

Electrical:

System Wattage: 9 W

LED Wattage: 8 W

Delivered lumens: 504 lm

Efficacy: 56.0 lm/W

Certifications:

cULus, Wet Location

Protection class IP65

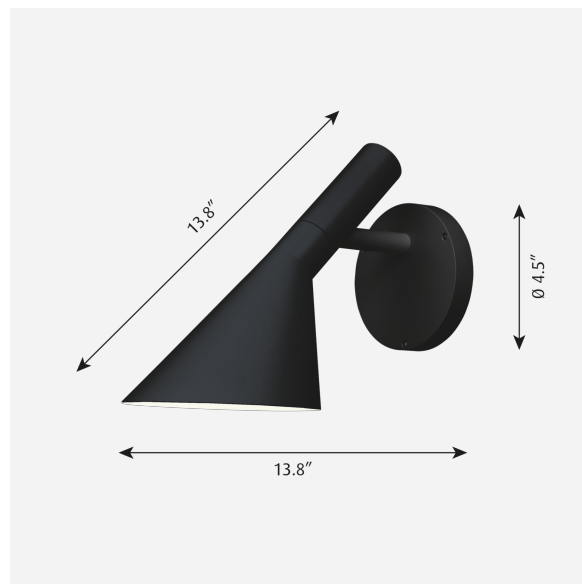
IK class 06

BUG Rating: B0-U1-G0

Controllability: Phase dimming

Min.-Max. Ambient Temp: -30°C to +40°C

Color Rendering: Ra≥90



## Product family




AJ Table



AJ Floor



AJ Wall



AJ Mini Table



AJ Royal

## Product variants

Color	Light source	Voltage frequency
<input checked="" type="radio"/> Blk	9W LED/3000K	120V
<input type="radio"/> Nat paint alu		
<input type="radio"/> Wht		

# Product description

Iconic design by Arne Jacobsen, renowned Danish designer. Compact outdoor wall fixture with recessed LED light source emits downward light. Available standard finish colors include black, white and natural aluminum paint with white on the interior.

---

## Mounting

Surface: Arm mounted to the wall with escutcheon plate, centered over recessed junction box. Three 0.2 inch diameter mounting holes arranged in a 4.9 inch diameter 120 degrees apart. Mounting hardware by others.

---

## Light description

The luminaire emits glare-free light directed downwards. The LED is enclosed by a frosted polycarbonate lens, ensuring uniform light. Features good, functional and pleasant lighting comfort. Standard CCT in 3000K or 4000K, controlled by phase dimming.

---

## Design

Arne Jacobsen

---

## Material

Shade and escutcheon plate: Die cast aluminum, 0.1" thick. LED enclosure: frosted polycarbonate, 0.1" thick.  
Standard finish are matte, textured surface powder coat with minimum 2 mils thickness in black, natural painted aluminum, or white.

---

## Weight

Min: 4.184 lbs Max: 4.398 lbs

---

## Other functions

LED in 2700K, 3500K, 4000K, 5000K, or 5700K. Amber LED available for sea turtle nesting areas. Custom finishes.

---

## Finish

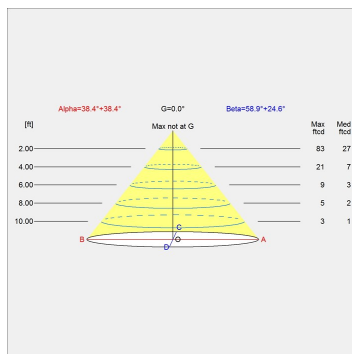
Blk, Nat paint alu, Wht

## Voltage

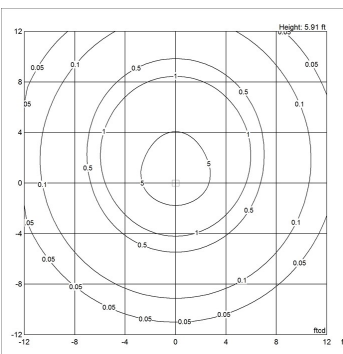
120V

# Light distribution diagrams

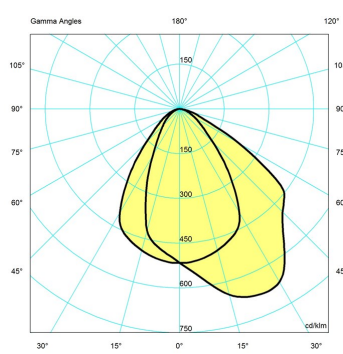
Cartesian



Isolux



Polar



Bug

