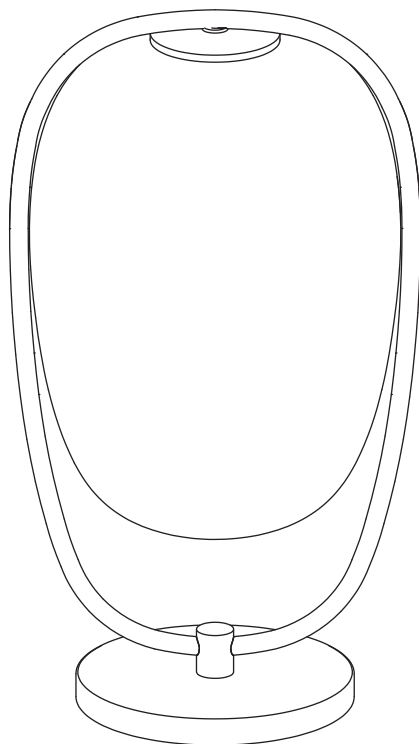


## ASSEMBLY INSTRUCTIONS

# LANNA' TABLE US

NOE' DUCHAUFOUR LAWRENCE



## **WARNING**

The safety is guaranteed by the appropriate use of the following instructions, so you must keep them.

Always disconnect the main voltage before working on the appliance.

Never use abrasive products or aggressive detergents for cleaning the lamp.

If the external cable of this appliance is damaged, it must be replaced by the manufacturer, its after sales service or other equivalent qualified person only in order to avoid any danger.

Kundalini will not provide a replacement until the nature of defect has been determined.

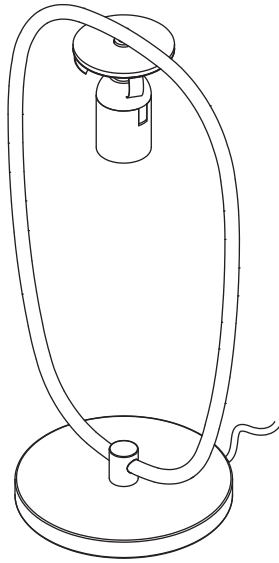
**RISK OF FIRE / INJURY TO PERSONS.**

Keep away from combustibles.

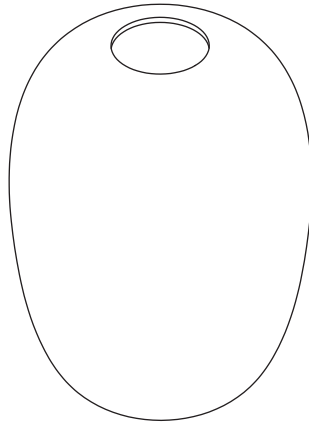
Unplug to change the bulb (lamp).

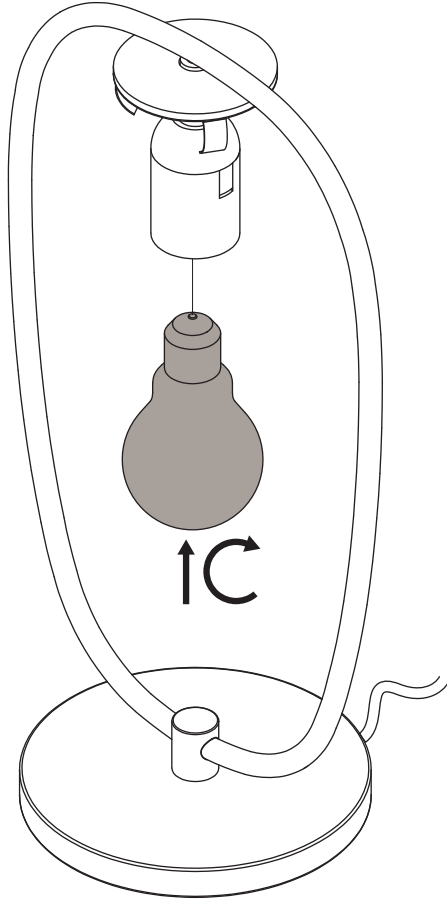
Do not touch bulb (lamp).

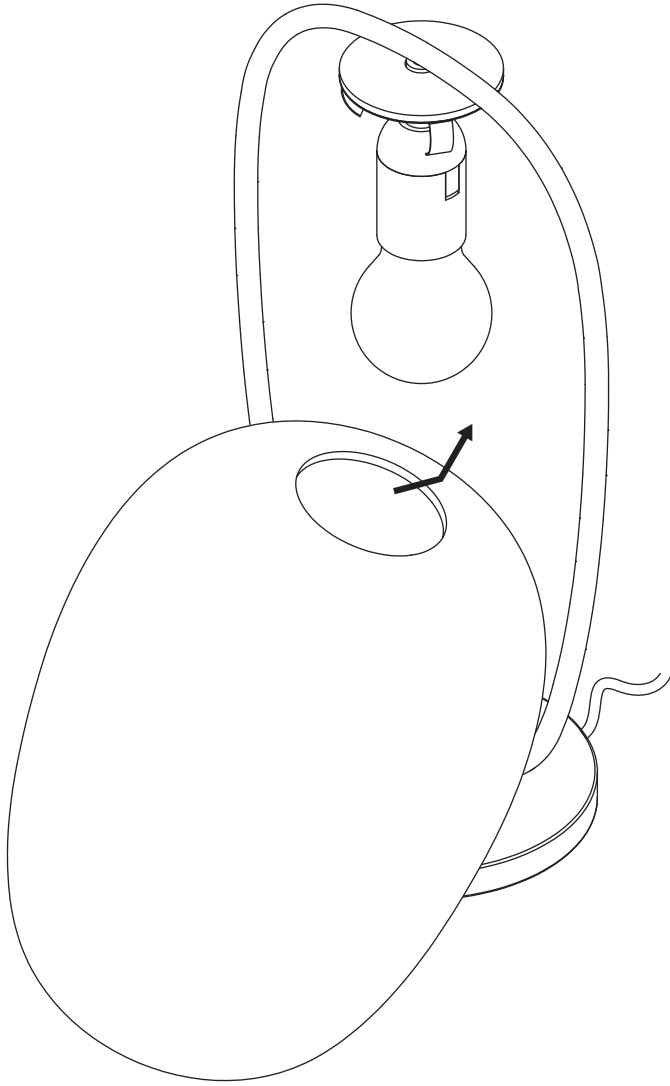
**BOX N.1**



**BOX N.2**









**BULBS**

1x7W max E26 - Ø Max 60 mm

**FEEDING**

120V 50/60Hz

