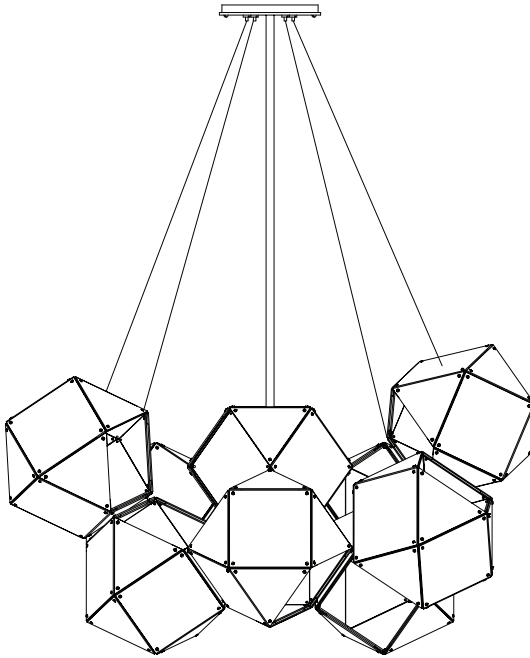




FILE#: E356487



# WELLES

## Central Installation Guide

- Suspended mounted only.
- Certified electrician recommended for electrical installation.
- Terminal Block not included. Installation may require advice from a qualified person.
- Junction box or structural blocking rated minimum to support 25 lbs required.
- For all LED fixtures, use only with class 2 power unit.
- The light source contained in this luminaire shall only be replaced by the manufacturer or his service agent or a similar qualified person.

**\*IMPORTANT: Please provide email confirmation that your order and its related components have been received in their entirety and in good condition. Failure to do so within 7 days of delivery will waive all product warranties.**

GABRIEL SCOTT

EST 2012



### **Provided Supplies**

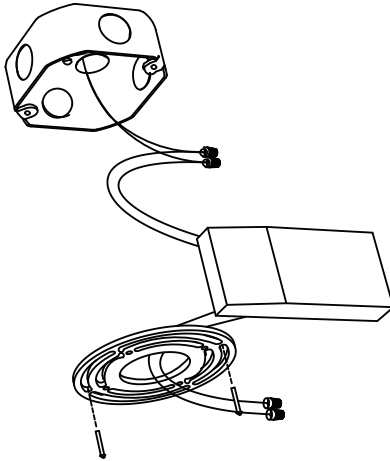
- WELLES Central light fixture
- Socket Assembly
- Canopy + Screws
- T-Bar
- LED Driver
- Spare LED chip

### **Required Tools:**

- Screwdriver
- 4x 2-pole Wiring Terminals, screw or screwless, 12-18AWG (1.0-2.5mm<sup>2</sup>), rated for 600V, 15A - EX: WAGO 222-412
- Requires LED driver; Input: Local Line Voltage, Output 12Vdc SELV, 5A, Max 60 Watt, Class 2 LED Driver.

**STEP**  
**1**

Shut-down associated electrical breaker and wire LED driver to power source. Then secure driver in junction box using provided universal T-bar.

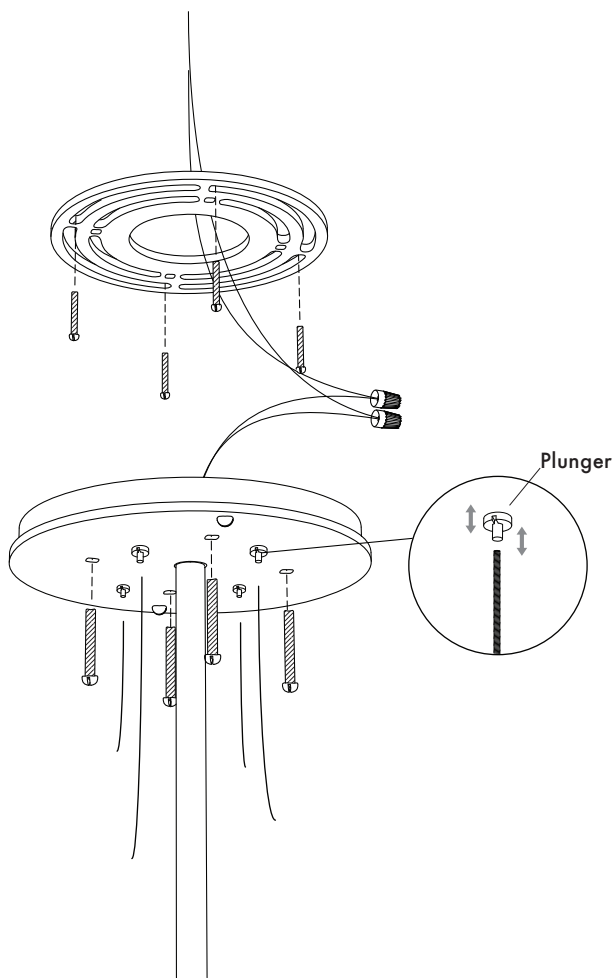


**STEP**  
**2**

Pass the wires through the stem and canopy and thread them all together.

**STEP**  
**3**

Pass aircraft cables through adjustable-plungers on flat canopy plate. With the Welles fixture in its crate, hold the flat-canopy plate level and adjust the wires through the plungers so that they are taut and at the desired lengths.



**STEP**  
**4**

Using two people, lift the fixture to the T-bar. Wire in the fixture by using wire terminals to connect the LED driver to the fixture, on Gabriel-Scott fixtures the black wire(+) is positive and the white wire(-) is neutral. Then mount the fixture's canopy to the T-bar with the provided screws.



e: [info@GabrielScott.com](mailto:info@GabrielScott.com)

t: (646) 783-3770