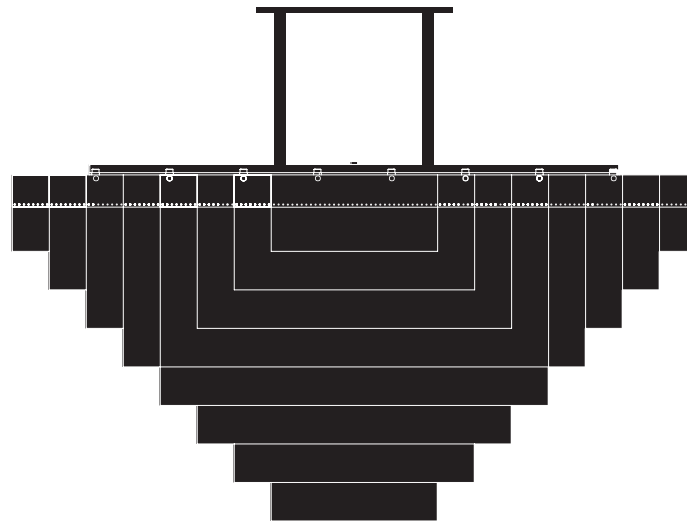

KELLY XL

Chandelier



GABRIEL SCOTT
EST 2012



www.GabrielScott.com

KELLY XL Chandelier

1/7

A bold and elegant sculptural light fixture, the KELLY Chandelier holds over a half-kilometer of reflective chain to generate a staggered and diametrically exquisite geometrical form. Light glimmers throughout the chain to create a soft glistening cloud effect.

Available in black steel with black and silver chain, or entirely in brass.

All Gabriel Scott pieces are handmade in Canada.



GABRIEL SCOTT
EST. 2012



372 Broome Street, New York, NY 10013
(212) 837-2923 • info@GabrielScott.com

www.GabrielScott.com

KELLY XL

Chandelier


2/7



KELLY XL

Chandelier

3/7



GABRIEL SCOTT

EST. 2012



372 Broome Street, New York, NY 10013
(212) 837-2923 • info@GabrielScott.com

www.GabrielScott.com

KELLY XL Chandelier


4/7

Spec sheet


Product name:	Kelly Chandelier
Standard Leadtime:	12-14 weeks
Dimensions:	X-Large 74" x 32" x 38" H + stem
Light Source:	110V 15 WATT T5 incandescent bulb (included) OR 12V 3 Watt LED bulb (optional)
Standard Stem Lengths:	6", 12" or 18" (additional lengths are available upon request)
LED driver:	E60R12DC (110V)  UVC50TD (220V) 
Weight:	X-Large 215 lbs
	See Installation guide for installation details

Standard Finishes

Standard finish options:




Blackened Steel



Satin Brass

Standard 5" Canopy:



Blackened Steel

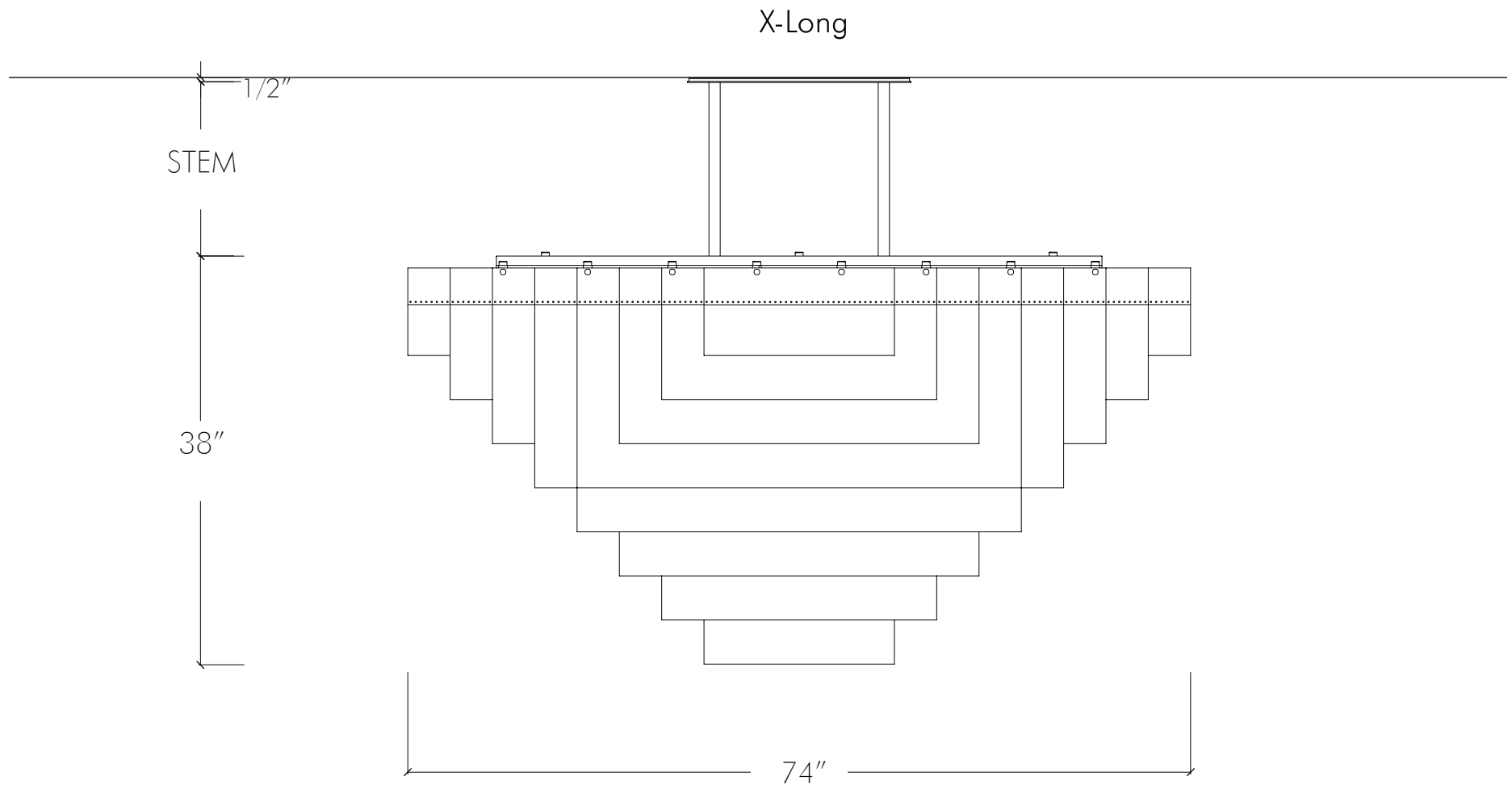


Satin Brass

KELLY XL Chandelier

5/7

Standard Dimensions



LED DRIVER

E60R12DC 120V

6/7

60W 12V DC LED Driver

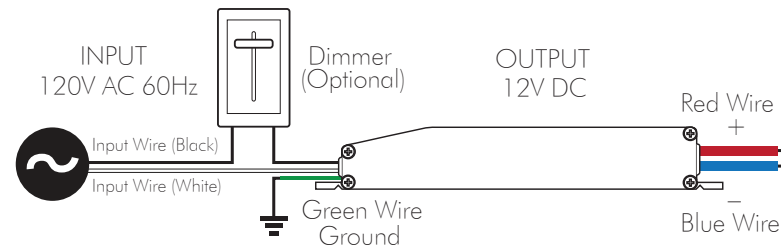
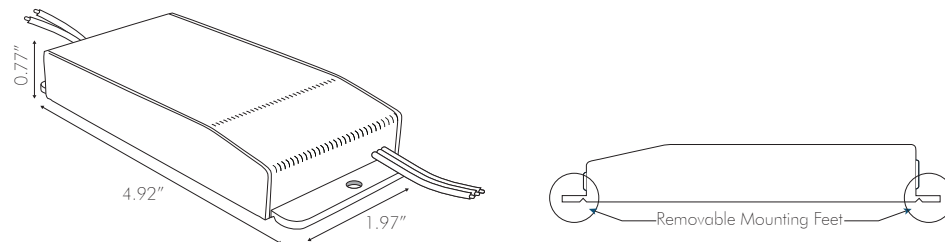
Features:

Dimmable with any standard MLV/Incandescent TRIAC - (Leading edge) dimmer switch
Super compact ALUMINUM CASE
Class 2UL 8750IP67 - Withstands wet and salty conditions
Auto-Reset Protection for short circuits & over-voltage
FCC 15 part 212V DC
True RMS

Specifications:

Max Load	60W
Input Voltage	120V AC
Input Current at Max Load	0.61 A
Output Voltage	12V DC
Output Current at Max load	5A
Power Factor	0.95
Efficiency	> 90 %
Operating Temp.	-20c ~ 70c (-4F ~ 158F)
Overcurrent	Yes
Over temperature	Yes
Open circuit protection	Yes
Input Wires (White / Black)	18 AWG
Output Wires (Red / Black)	14 AWG
Dimensions	4.92" x 1.97" x 0.77"
Weight	9 oz

Magnitude's E60R12DC dimmable voltage LED driver is class 2 rated and designed to operate with any standard MLV/Incandescent TRIAC (Leading edge) dimmer switch. The driver's low profile aluminum case makes it the perfect choice for under cabinet lights, tape lights and various LED fixtures installations. Our electrical specification includes Auto Reset, over current and short circuit protection. Efficiency of 90% and higher allows the driver to operate at low temperatures.



*For smooth dimming 8W minimum load is required

50W Constant Voltage Triac Dimming LED Driver

Specifications:

Input voltage	220V - 240VAC
Input frequency	50 - 60 Hz
Input current	0.4A
Inrush current	<2.5A
Power factor	0.95
Output load Voltage	12V
Output current	4.16A
Output power	50W
Power factor	>0.95
Efficiency TYP	>80%

Protection:

Overload	Auto recovery
Short circuit	Auto recovery
Over Voltage	Auto recovery

Environment:

Operating temp	-20c - +50c
Storage temp	-40c - +70c
Relative humidity	5 - 95 %

Safety Standard:

Design refers to EN60598, EN61547, EN55024, EN61000-4-2, 3, 4, 6, 8,11, EN61000-3-2, EN61000-3-3

EMI Standard:

Meets Emissions to EN55022, EN55015 Class B

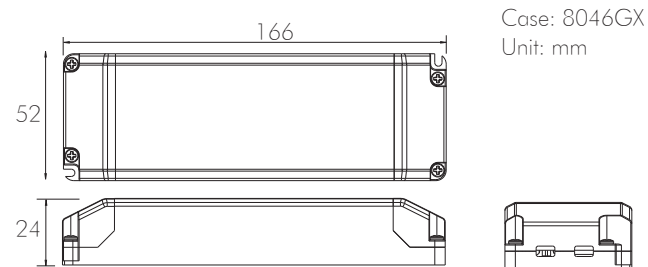
Weight:

200g

Features:

Constant voltage output
Fully isolated
Short circuit, over current and over voltage protection up to 80% efficient
Fire resistant plastic cover
Compatible with leading and trailing edge dimmers
20 ~ 100% Dimming Load
10 ~ 100% Dimming range
Mains dimmable
Screw terminals
IP44 design for indoor use
2 years warranty

Mechanical Diagram



LED Configuration

