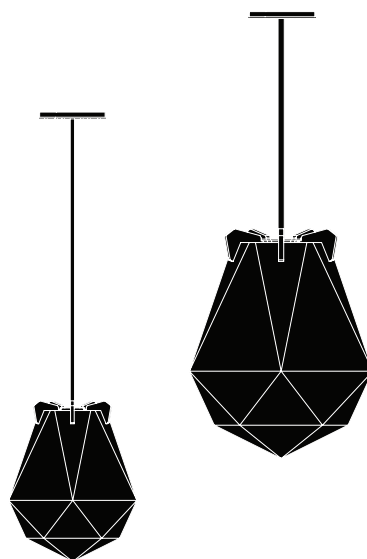


---

# BRIOLETTE

Pendants

---



GABRIEL SCOTT  
EST 2012



[www.GabrielScott.com](http://www.GabrielScott.com)

# BRIOLETTE

## Pendants

---

1/8

Named for its sharp edges and various facets, the BRIOLETTE Pendant is making its debut to the GABRIEL SCOTT collection. Available in pendant and flush-mount application, the supporting prongs and signature double-blown glass are available in various tones and finishes.

All Gabriel Scott pieces are handmade in Canada.



# BRIOLETTE

Pendants

---

2/8



---

GABRIEL SCOTT  
EST. 2012  


372 Broome Street, New York, NY 10013  
(212) 837-2923 • [info@GabrielScott.com](mailto:info@GabrielScott.com)

[www.GabrielScott.com](http://www.GabrielScott.com)

# BRIOLETTE

## Pendants

---

3/8



# BRIOLETTE

## Pendants

---

4/8



# BRIOLETTE

## Pendants

5/8

### Spec sheet

Product name: Briolette Pendants

Standard Leadtime: 8-10 weeks



Dimensions: Small 9" D x 11.5" H + stem  
23cm D x 29cm H + stem

Large 13" D x 16.5" H + stem  
33cm D x 41cm H + stem

Light Source: 12V 6 Watt LED bulb (included)

Standard Stem Lengths: 6" 12" 18" 24"  
15cm 31cm 46cm 61cm

Additional Stem Lengths:  
(up-charge applies) 30" 36" 42" 48"  
76cm 91cm 107cm 122cm

LED driver: CCT9W500 (110V)   
UVC25TD (220V) 


Weight: Small 20 lbs / 9.1 Kg  
Large 30 lbs / 13.6 Kg

See Installation guide for installation details

### Standard Finishes


Standard finish options:

BLOWN  
GLASS:




White


FRAME:




Blackened Steel



Satin Brass



Satin Copper



Satin Nickel


Standard 5" canopy finish options:



Blackened Steel



Satin Brass



Satin Copper



Satin Nickel

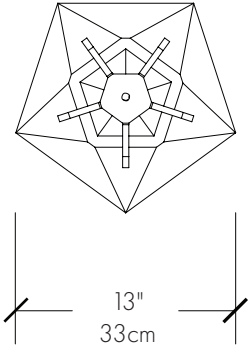
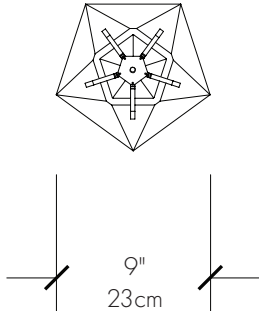
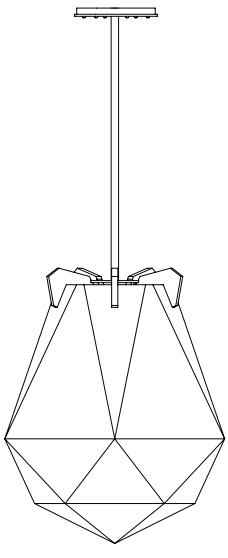
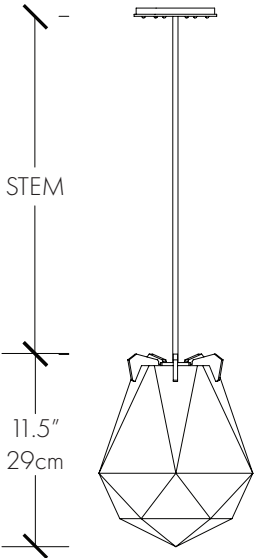
# BRIOLETTE

## Pendants

6/8

Small

Large



### 25W Constant Voltage Triac Dimming LED Driver

Specifications:

Input  
**Voltage** 220V ~ 240VAC  
**Frequency** 50-60 Hz  
**Current** 0.2A  
**Inrush Current** <2.5A  
**Power Factor** 0.95

Output  
**Load Voltage** 12V  
**No Load Voltage** 12V  
**Current** 2.08Av  
**Power** 25W  
**Power Factor** > 0.95  
**Efficiency** 80%

Protection  
**Over Load** Auto Recovery  
**Short Circuit** Auto Recovery  
**Over Voltage** Auto Recovery

Environment  
**Operating Temperature** -20 ~ +50°C  
**Storage Temperature** -40 ~ +70°C  
**Relative Humidity** 5 ~ 95%

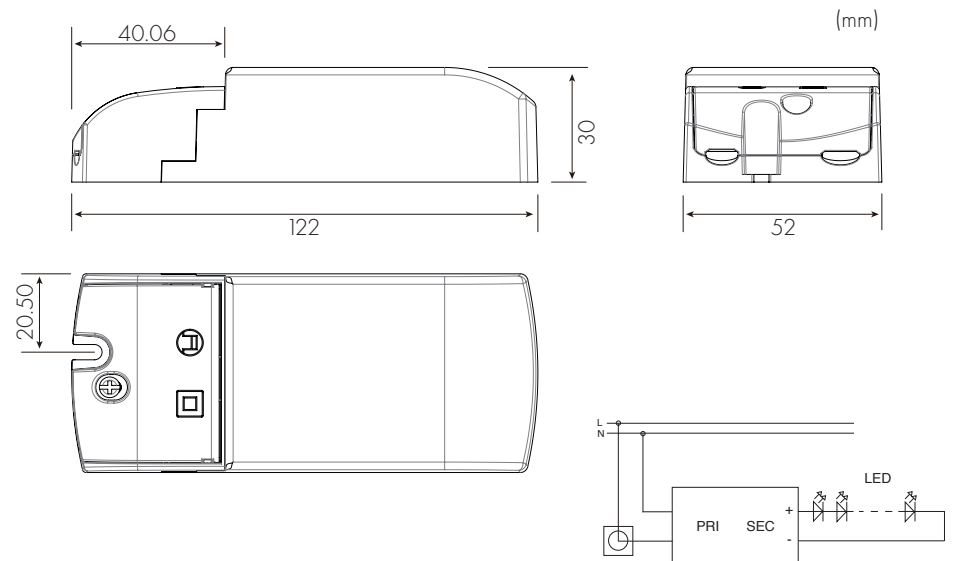
Safety & EMC  
**Safety Standard** Design refers to EN60598, EN61547, ENV55024, EN61000-4-2, 3, 4, 6, 8,11, EN61000-3-2, EN61000-3-3

**EMI Standard** Meets Emissions to EN55022, EN55015 Class B

**Lifetime** 50K hrs at TC max (70c)  
**Packing** 110g

Features

- Constant voltage output
- Fully isolated
- Short circuit, over current and over voltage protection up to 80% efficient
- Fire resistant plastic cover
- Compatible with leading and trailing edge dimmers
- 10 ~ 100% Dimming Load
- 10 ~ 100% Dimming range
- Mains dimmable
- Push terminals for easy installation
- IP44 design for indoor use
- 2 years warranty





### 120V 9W PHASE CUT DIMMABLE CONSTANT CURRENT LED DRIVER

Features:

- Dimmable with MLV, ELV and CL dimmer switches (forward phase / reverse phase / TRIAC)
- Dim down to 5%
- Super compact case
- Class 2
- UL 8750
- Complies with FCC Part 15B
- Auto-Reset protection for short circuits, over-voltage and over-temperature

Specifications:

Input voltage	100 - 120VAC
Max output voltage	9W
Output voltage range	12 - 18.5 VDC
Output current range	500mA Nominal - 525 Max
Rated output power	6 - 9.25W
Efficiency at max load	> 82 %
THD at max load	< 20 %
Power factor at max load	> 0.9
Environment protection rating	IP21 - Dry and damp location
Tc case max	77c
Ambient op. temp.	-20c ~ 60c
Operating humidity	10% - 60%
Lifetime	50KHrs
Over voltage protection	Auto recovery
Open circuit protection	Max output voltage
Short circuit protection	Auto recovery
Surge protection	1KV
Weight	82 gr / 0.18 lbs
Dimensions	2.16" (55mm) Dia x 0.86" (22mm) H
Placement	Designed to fit in standard 4" junction box

Compatible Dimmers

Leading Edge Dimmer List

LUTRON	Skylark S-600P
LUTRON	Skylark SCL-153P
LUTRON	Diva DVLY-600P
LUTRON	Diva DVCL-153P
LUTRON	Maestro MALV-60
LEVITON	Sureslide 6631
LEVITON	IllumaTech PI06
LEVITON	IllumaTech IPL06-10Z
LEVITON	IllumaTech IPE04-1LZ
LEGRAND	HLV1103PW

Trailing Edge Dimmer List

LUTRON	Diva DVELV-303P
LUTRON	DivaDVELV-303P-S
LUTRON	Diva DVSCELV-303P
LUTRON	Diva DVSCELV-303P-L
LUTRON	Diva DVELV-300P
LUTRON	Skylark SELVB-300P
LEVITON	IPE04-1LZ-300W

