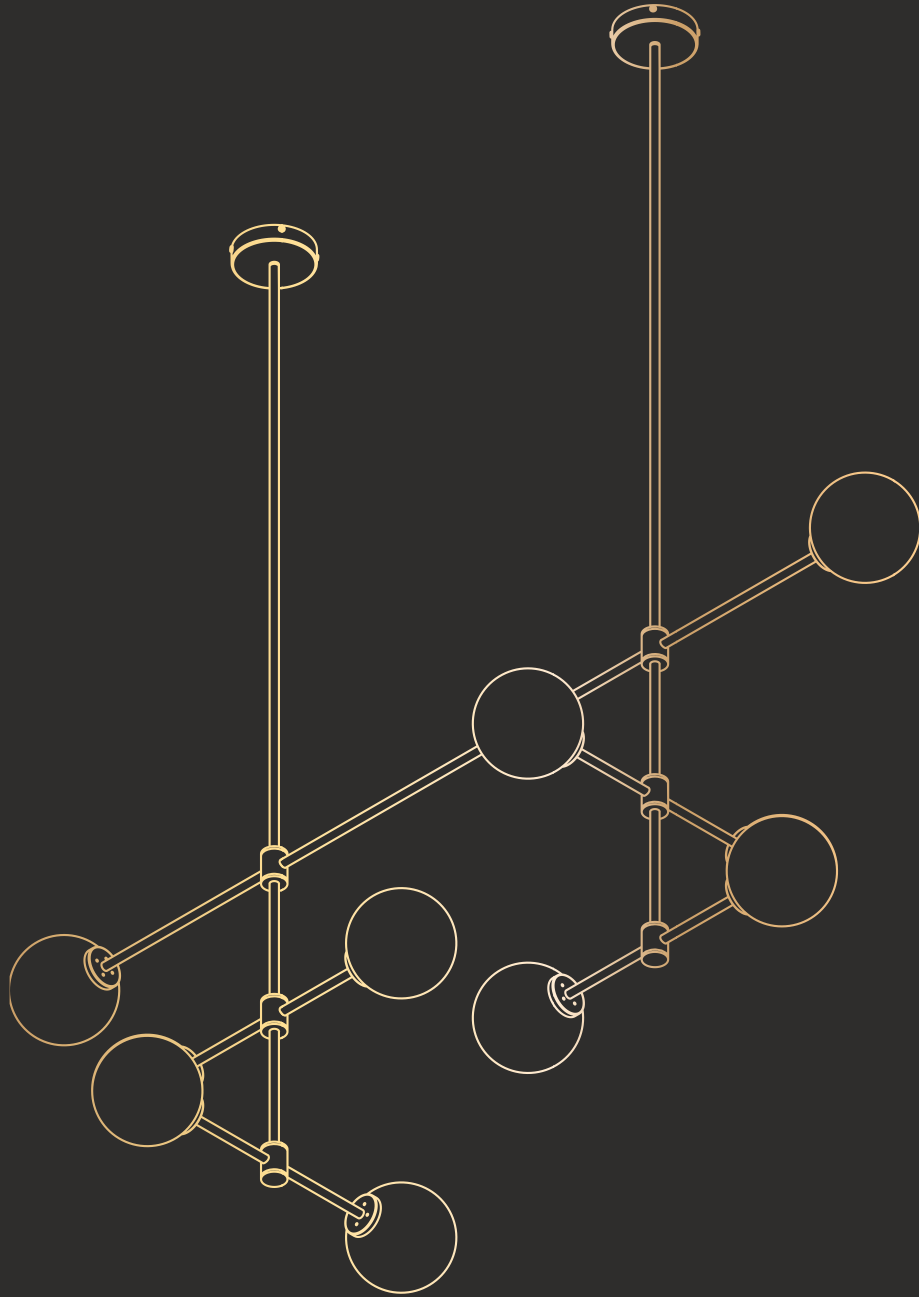


CTO LIGHTING



TREVI



THE BRAND

CTO Lighting is an exclusive, luxury lighting company, which celebrates contemporary design, premium materials and British craftsmanship. Our designs illuminate the interiors of iconic landmarks, commercial developments and prestigious residences around the world.

We hand select the finest materials, which are meticulously crafted into their unique designs, creating iconic and memorable lights. The signature materials of satin brass, bronze, alabaster, mouthblown and handmade glass are combined with design influences from both nature and architecture.

The handmade nature of the products results in truly unique lights, which produce a warm, ambient glow, setting a mood of sophistication and elegance.

There is a longevity to CTO Lighting products; the design and manufacturing process is always carefully considered and is timeless beyond trends. Lights can be selected from the CTO Lighting collection, or may be customised for your individual requirements.



Inspired by the famous fountain at the Piazza di Trevi, the junction of 3 roads which marks the terminal point of an aqueduct. The arms of TREVI provide a perfectly balanced composition where the lines meet and extend at the precisely formed central pillar. Illuminated with either 3 or 6 matt opal glass shades, this contemporary centrepiece is available in a satin brass or bronze finish.

Building on the design language of Trevi, the latest multi-arm version features elongated arms composed in a grid-like formation, suspending glass shades at two or three tiers. Designed to illuminate larger spaces, TREVI MULTI is available with 6 or 10 shades and can be easily scaled to fit any interior.

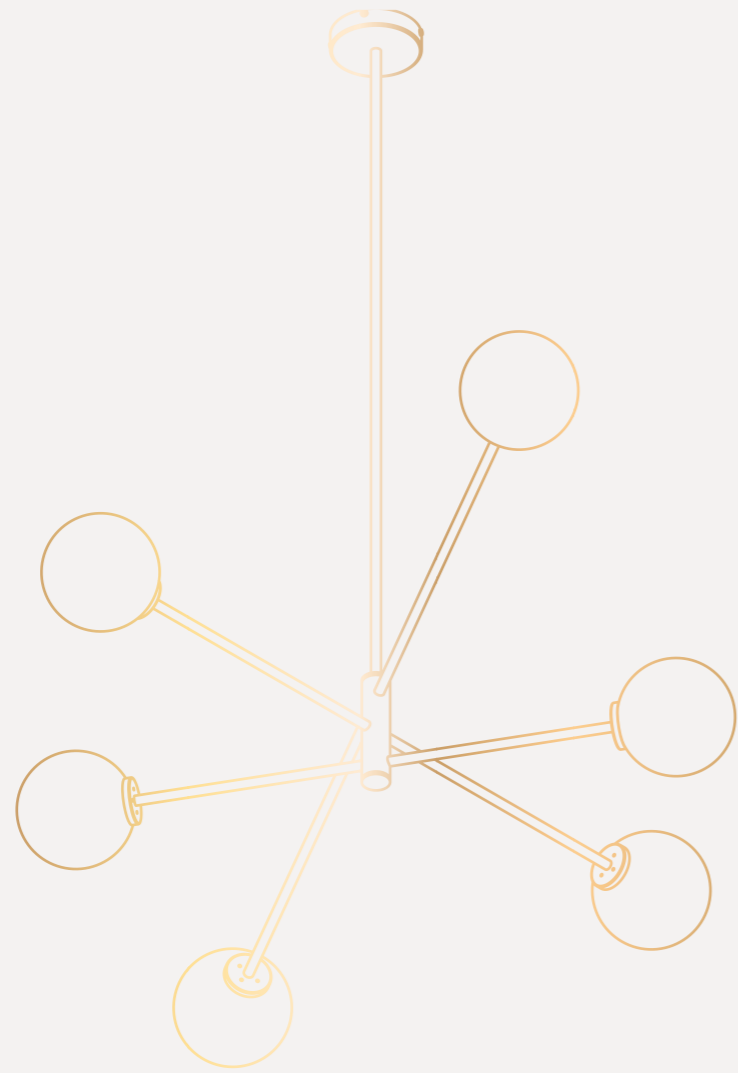


TREVI PENDANT | SATIN BRASS 

The elegant matt, acid-etched glass shades gently diffuse light to give the signature CTO Lighting ambient glow. The shades are suspended by an expertly engineered, solid brass framework.



 TREVI LARGE PENDANT | BRONZE



Perfectly suited to dining rooms, kitchen islands, reception rooms and studios, all versions of TREVI, can be dimmed to control the mood, providing both brightness and a soft ambience from its flexible form.





TREVI MULTI 6 PENDANT | BRONZE 

The modern composition of arms makes TREVI a unique showstopper for residential and commercial projects alike. Particularly suitable for higher ceilings and grand interiors where dramatic scale and proportion are sought.

MATERIALS & FINISHES



SATIN BRASS & BRONZE FINISHES

A key feature of CTO Lighting's pieces is processing high-quality raw materials by hand. In the case of solid brass, various artisanal techniques are used to create the exquisite finishes of satin, antique and polished brass, as well as bronze patination.

TECHNICAL SPECIFICATIONS



TREVI PENDANT

TREPEOSBMO

FINISH
Satin Brass with Matt Opal Glass

MINIMUM DROP
Variable, permitting to scale,
according to the space

BULBS
240V (AC 50Hz) - 4.5w LED 2700K
120V (AC 50Hz) - 4.5w LED 2700K



DIMENSIONS
1010mm x 950mm x 250mm (w,d,h)

SUSPENSION TYPE
Metal Rod

LIGHT SOURCE
E14 25w max or 4.5w LED

WEIGHT
6kg (13.2 lbs)



TREVI PENDANT

TREPEOBZMO

FINISH
Bronze with Matt Opal Glass

MINIMUM DROP
Variable, permitting to scale,
according to the space

BULBS
240V (AC 50Hz) - 4.5w LED 2700K
120V (AC 50Hz) - 4.5w LED 2700K




DIMENSIONS
1010mm x 950mm x 250mm (w,d,h)

SUSPENSION TYPE
Metal Rod

LIGHT SOURCE
E14 25w max or 4.5w LED

WEIGHT
6kg (13.2 lbs)



TREVI LARGE PENDANT

TREPELSBMO

FINISH
Satin Brass with Matt Opal Glass

MINIMUM DROP
Variable, permitting to scale,
according to the space

BULBS
240V (AC 50Hz) - 4.5w LED 2700K
120V (AC 50Hz) - 4.5w LED 2700K



DIMENSIONS
1540mm x 1010mm x 250mm (w,d,h)

SUSPENSION TYPE
Metal Rod

LIGHT SOURCE
E14 25w max or 4.5w LED

WEIGHT
10kg (22 lbs)



TREVI LARGE PENDANT

TREPELBZMO

FINISH
Bronze with Matt Opal Glass

MINIMUM DROP
Variable, permitting to scale,
according to the space

BULBS
240V (AC 50Hz) - 4.5w LED 2700K
120V (AC 50Hz) - 4.5w LED 2700K



DIMENSIONS
1540mm x 1010mm x 250mm (w,d,h)

SUSPENSION TYPE
Metal Rod

LIGHT SOURCE
E14 25w max or 4.5w LED

WEIGHT
10kg (22 lbs)



TREVI MULTI 6 PENDANT

TREPE6SBMO

FINISH
Satin Brass with Matt Opal Glass

MINIMUM DROP
Variable, permitting to scale,
according to the space

BULBS
240V (AC 50Hz) - 4.5w LED 2700K
120V (AC 50Hz) - 4.5w LED 2700K



DIMENSIONS
640mm x 1960mm x 400mm (w,d,h)

SUSPENSION TYPE
Metal Rod

LIGHT SOURCE
E14 25w max or 4.5w LED

WEIGHT
7kg (15.4 lbs)



TREVI MULTI 6 PENDANT

TREPE6BZMO

FINISH
Bronze with Matt Opal Glass

MINIMUM DROP
Variable, permitting to scale,
according to the space

BULBS
240V (AC 50Hz) - 4.5w LED 2700K
120V (AC 50Hz) - 4.5w LED 2700K




DIMENSIONS
640mm x 1960mm x 400mm (w,d,h)

SUSPENSION TYPE
Metal Rod

LIGHT SOURCE
E14 25w max or 4.5w LED

WEIGHT
7kg (15.4 lbs)



TREVI MULTI 10 PENDANT

TREPE1SBMO

FINISH
Satin Brass with Matt Opal Glass

DIMENSIONS
640mm x 1960mm x 640mm (w,d,h)

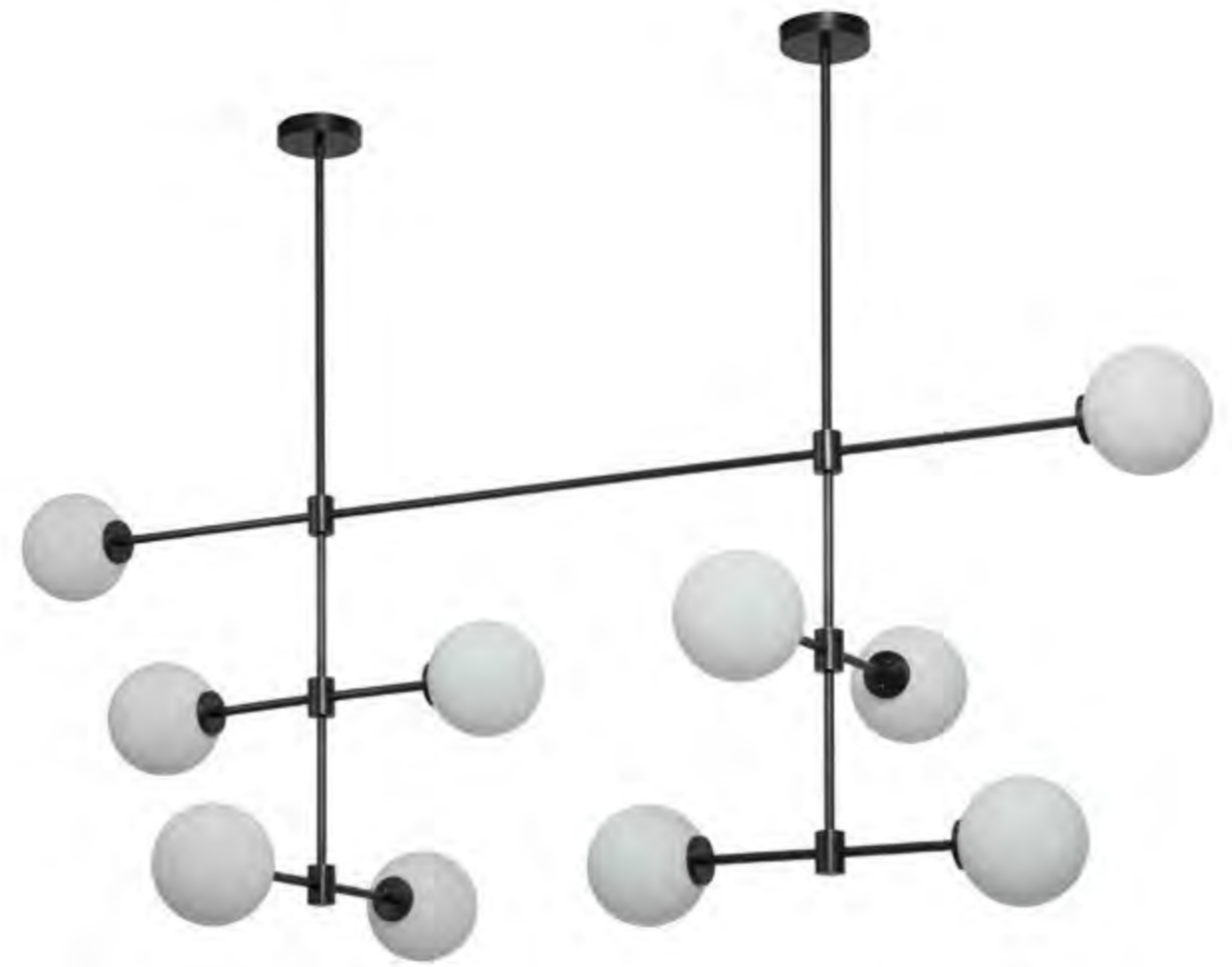
MINIMUM DROP
Variable, permitting to scale,
according to the space

SUSPENSION TYPE
Metal Rod

BULBS
240V (AC 50Hz) - 4.5w LED 2700K
120V (AC 50Hz) - 4.5w LED 2700K

LIGHT SOURCE
E14 25w max or 4.5w LED

WEIGHT
9.5kg (20.9 lbs)



TREVI MULTI 10 PENDANT

TREPE1BZMO

FINISH
Bronze with Matt Opal Glass

DIMENSIONS
640mm x 1960mm x 640mm (w,d,h)

MINIMUM DROP
Variable, permitting to scale,
according to the space

SUSPENSION TYPE
Metal Rod

BULBS
240V (AC 50Hz) - 4.5w LED 2700K
120V (AC 50Hz) - 4.5w LED 2700K

LIGHT SOURCE
E14 25w max or 4.5w LED

WEIGHT
9.5kg (20.9 lbs)



