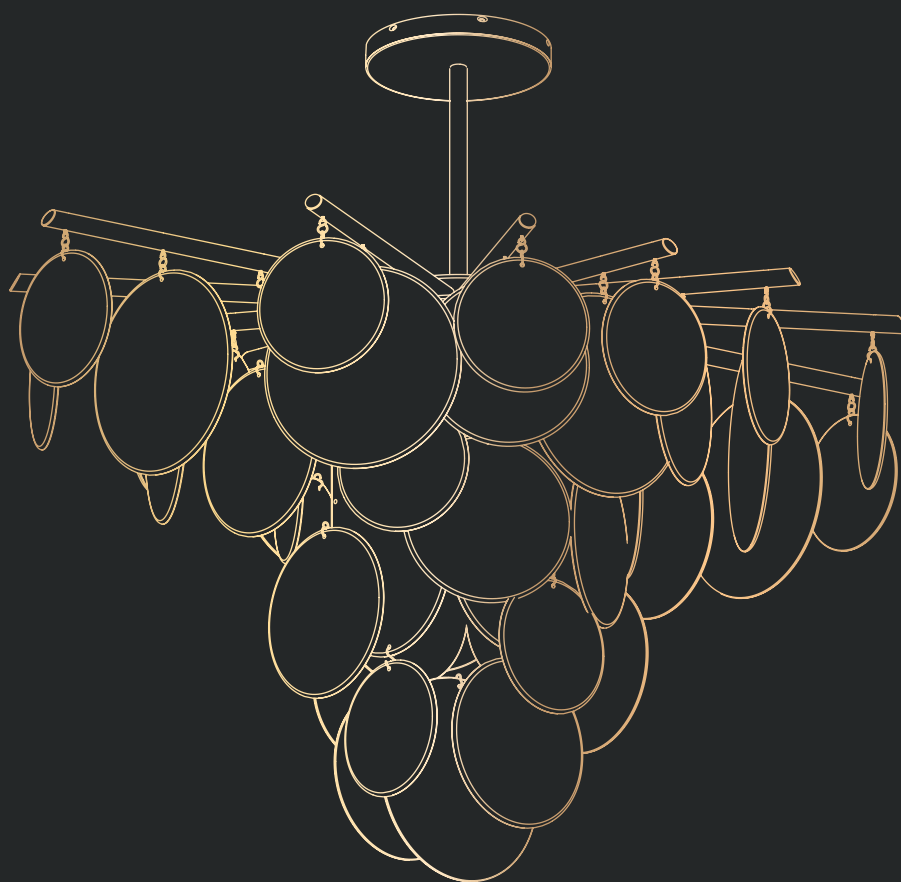


CTO LIGHTING



NIMBUS

+44 (0) 20 7686 8700

ctolighting.co.uk

sales@ctolighting.co.uk



THE BRAND

CTO Lighting is an exclusive, luxury lighting company, which celebrates contemporary design, premium materials and British craftsmanship. Our designs illuminate the interiors of iconic landmarks, commercial developments and prestigious residences around the world.

We hand select the finest materials, which are meticulously crafted into their unique designs, creating iconic and memorable lights. The signature materials of satin brass, bronze, alabaster, mouthblown and handmade glass are combined with design influences from both nature and architecture.

The handmade nature of the products results in truly unique lights, which produce a warm, ambient glow, setting a mood of sophistication and elegance.

There is a longevity to CTO Lighting products; the design and manufacturing process is always carefully considered and is timeless beyond trends. Lights can be selected from the CTO Lighting collection, or may be customised for your individual requirements.



The NIMBUS Collection is truly unique. Referencing both retro and modern aesthetics, the Nimbus creates a stunning centerpiece and transfixes those who see it and is a master class in understated Luxury.










 NIMBUS CHANDELIER | CASCADE | SATIN BRASS



The chandeliers possess a scale and proportion that commands attention within an interior, simultaneously exuding refinement through the delicate nature of its artisan glass.



Following our guiding principles of creating lights that are elevated by quality and design, each piece of glass is unique. The droplets are hand-formed by our artisans using a process where undulations and crystal-like textures form. This fritted glass technique, where no two pieces of glass are the same, creates the translucent texture, which gives the light its ethereal mood.

The glass droplets are complimented and beautifully framed by the symmetrical metalwork where the satin brass or bronze finishes provide the majestic scale that belies this signature collection.





The NIMBUS ROUND cloud-like version has a framework that is circular, where the glass profile has a soft, fully curved silhouette emanating an ethereal defused light.



 NIMBUS WALL | BRONZE



NIMBUS WALL | SATIN BRASS 


MATERIALS & FINISHES



FRITTED GLASS

Our signature frittered glass is handcrafted especially for CTO Lighting, creating its unique, translucent quality. Each individual piece of glass is hand-crafted by our artisans creating individual pieces of glass for every light.





BRASS

Brass is a predominant feature of CTO Lighting pieces, which is processed by hand, followed by various artisanal techniques to create the exquisite finishes. The NIMBUS collection is available in satin brass and bronze finishes.

TECHNICAL SPECIFICATIONS



NIMBUS MEDIUM

NIMCHMSBFG

FINISH

Satin brass, handmade fritted glass

DIMENSIONS

1190mm x 710mm x 650mm

MINIMUM DROP

Variable, permitting to scale,
according to the space

SUSPENSION TYPE

Metal Rod

BULBS

240v - 4 x E14, 60w max (or 6.5w LED 2700k)
120v - 4 x E12, 60w max (or 6.5w LED 2700k)

LIGHT SOURCE

Trailing edge dimmable

WEIGHT

42 kg (92.6 lbs)



E492308



NIMBUS MEDIUM

NIMCHMBZFG

FINISH

Bronze, handmade fritted glass

DIMENSIONS

1190mm x 710mm x 650mm

MINIMUM DROP

Variable, permitting to scale,
according to the space

SUSPENSION TYPE

Metal Rod

BULBS

240v - 4 x E14, 60w max (or 6.5w LED 2700k)
120v - 4 x E12, 60w max (or 6.5w LED 2700k)

LIGHT SOURCE

Trailing edge dimmable

WEIGHT

42 kg (92.6 lbs)



E492308



NIMBUS LARGE

NIMCHLSBFG

FINISH
Satin brass, handmade fritted glass

MINIMUM DROP
Variable, permitting to scale,
according to the space

BULBS
240v - 8 x E27, 60w max (or 8w LED 2700k)
120v - 8 x E26, 60w max (or 8w LED 2700k)

CE **UL** E492308

DIMENSIONS
1590mm x 940mm x 870mm

SUSPENSION TYPE
Metal Rod

LIGHT SOURCE
Trailing edge dimmable

WEIGHT
55 kg (121.3 lbs)



NIMBUS LARGE

NIMCHLBZFG

FINISH
Bronze, handmade fritted glass

MINIMUM DROP
Variable, permitting to scale,
according to the space

BULBS
240v - 8 x E27, 60w max (or 8w LED 2700k)
120v - 8 x E26, 60w max (or 8w LED 2700k)

CE **UL** E492308

DIMENSIONS
1590mm x 940mm x 870mm

SUSPENSION TYPE
Metal Rod

LIGHT SOURCE
Trailing edge dimmable

WEIGHT
55 kg (121.3 lbs)



NIMBUS CASCADE

NIMCHOSBFG

FINISH
Satin brass, handmade fritted glass

MINIMUM DROP
Variable, permitting to scale,
according to the space

BULBS
240v - 14 x E27, 60w max (or 8w LED 2700k)
2 x GU10, 50w max (or 5.5w LED 2700k)
120v - 14 x E26, 60w max (or 8w LED 2700k)
2 x GU10, 50w max (or 5.5w LED 2700k)

CE UL E492308

DIMENSIONS
1190mm x 710mm x 2000mm

SUSPENSION TYPE
Metal Rod

LIGHT SOURCE
Trailing edge dimmable

WEIGHT
100 kg (220.5 lbs)



NIMBUS CASCADE

NIMCHOBZFG

FINISH
Bronze, handmade fritted glass

MINIMUM DROP
Variable, permitting to scale,
according to the space

BULBS
240v - 14 x E27, 60w max (or 8w LED 2700k)
2 x GU10, 50w max (or 5.5w LED 2700k)
120v - 14 x E26, 60w max (or 8w LED 2700k)
2 x GU10, 50w max (or 5.5w LED 2700k)

CE UL E492308

DIMENSIONS
1190mm x 710mm x 2000mm

SUSPENSION TYPE
Metal Rod

LIGHT SOURCE
Trailing edge dimmable

WEIGHT
100 kg (220.5 lbs)



NIMBUS ROUND MEDIUM

NIMCHRMSBFG

FINISH

Satin brass, handmade fritted glass

DIMENSIONS

900mm x 900mm x 560mm

MINIMUM DROP

Variable, permitting to scale,
according to the space

SUSPENSION TYPE

Metal Rod

BULBS

240v - 4 x E14, 60w max (or 6.5w LED 2700k)
120v - 4 x E12, 60w max (or 6.5w LED 2700k)

LIGHT SOURCE

Trailing edge dimmable



WEIGHT

38 kg (83.8 lbs)



NIMBUS ROUND MEDIUM

NIMCHRMBZFG

FINISH

Bronze, handmade fritted glass

DIMENSIONS

900mm x 900mm x 560mm

MINIMUM DROP

Variable, permitting to scale,
according to the space

SUSPENSION TYPE

Metal Rod

BULBS

240v - 4 x E14, 60w max (or 6.5w LED 2700k)
120v - 4 x E12, 60w max (or 6.5w LED 2700k)

LIGHT SOURCE

Trailing edge dimmable



WEIGHT

38 kg (83.8 lbs)



NIMBUS ROUND LARGE

NIMCHRLSBFG

FINISH
Satin brass, handmade fritted glass

DIMENSIONS
1200mm x 1200mm x 600mm

MINIMUM DROP
Variable, permitting to scale,
according to the space

SUSPENSION TYPE
Metal Rod

BULBS
240v - 6 x E27, 60w max (or 8w LED 2700k)
120v - 6 x E26, 60w max (or 8w LED 2700k)

LIGHT SOURCE
Trailing edge dimmable



WEIGHT
55 kg (110.2 lbs)



NIMBUS ROUND LARGE

NIMCHRLBZFG

FINISH
Bronze, handmade fritted glass

DIMENSIONS
1200mm x 1200mm x 600mm

MINIMUM DROP
Variable, permitting to scale,
according to the space

SUSPENSION TYPE
Metal Rod

BULBS
240v - 6 x E27, 60w max (or 8w LED 2700k)
120v - 6 x E26, 60w max (or 8w LED 2700k)

LIGHT SOURCE
Trailing edge dimmable



WEIGHT
55 kg (110.2 lbs)



NIMBUS WALL

NIMWAOSBFG

FINISH

Satin brass, handmade fritted glass

BULBS

240v - 1 x G9, 2.3w 2700k - LED ONLY
240v - 1 x G9, 2.3w 2700k - LED ONLY

DIMENSIONS

250mm x 100mm x 320mm

LIGHT SOURCE

Trailing edge dimmable

WEIGHT

3 kg (6.6 lbs)



E492308



NIMBUS WALL

NIMWAOBZFG

FINISH

Bronze, handmade fritted glass

BULBS

240v - 1 x G9, 2.3w 2700k - LED ONLY
240v - 1 x G9, 2.3w 2700k - LED ONLY

DIMENSIONS

250mm x 100mm x 320mm

LIGHT SOURCE

Trailing edge dimmable

WEIGHT

3 kg (6.6 lbs)



E492308

