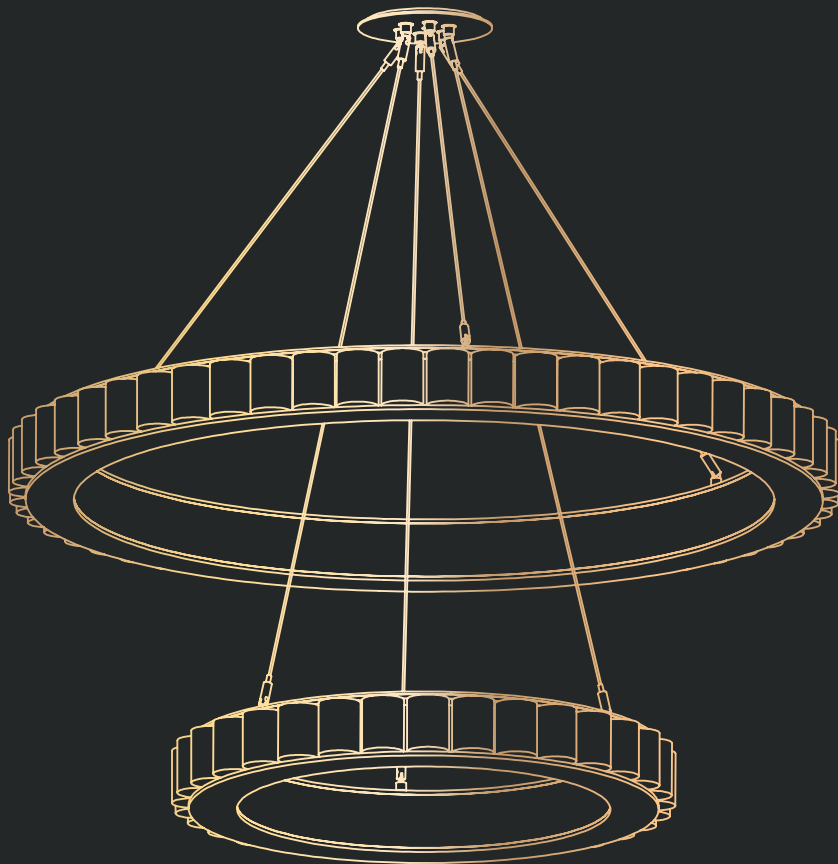


CTO LIGHTING



AVALON

+44 (0) 20 7686 8700

ctolighting.co.uk

sales@ctolighting.co.uk



THE BRAND

CTO Lighting is an exclusive, luxury lighting company, which celebrates contemporary design, premium materials and British craftsmanship. Our designs illuminate the interiors of iconic landmarks, commercial developments and prestigious residences around the world.

We hand select the finest materials, which are meticulously crafted into their unique designs, creating iconic and memorable lights. The signature materials of satin brass, bronze, alabaster, mouthblown and handmade glass are combined with design influences from both nature and architecture.

The handmade nature of the products results in truly unique lights, which produce a warm, ambient glow, setting a mood of sophistication and elegance.

There is a longevity to CTO Lighting products; the design and manufacturing process is always carefully considered and is timeless beyond trends. Lights can be selected from the CTO Lighting collection, or may be customised for your individual requirements.



Ornamental Minimalism at its best; Avalon, the latest collection from CTO Lighting, is inspired by the legendary island, from where mystical stories of light and shadows have enchanted the world for centuries.

The collection blends classical proportions with decorative artisan materials and turns the concept of a chandelier on its head. The AVALON encases a precious ring of alabaster columns within the framework of the light resulting in a new unique chandelier. The ethereal light quality emanates from the brass or bronze fitting creating an exquisite sculptural piece.



AVALON LARGE | SATIN BRASS 

The Avalon collection of striking chandeliers features a continuous ring of alabaster columns, which seemingly float, creating the mystical illusion of its namesake.



Each column is illuminated, highlighting the unique striations of every piece of alabaster. The brass ring frames the natural stone, creating a powerful contrast, showcasing the translucent quality of the alabaster.




The Avalon chandeliers can be used solo, creating an elegant centrepiece, or arranged in multiples of varying sizes, producing a decorative statement.

The Halo chandelier is an elevated level of luxury, with its tiered height creating a dramatic feature.

The various formats and sizes within the collection allow for scalability, for use in residential and commercial settings.





The chandeliers are lit by a fully dimmable, integrated LED, producing a sophisticated ambience, cascading the light throughout the room.








The AVALON TRIPLE is a stunning addition to the existing collection of chandeliers. Crafted with the utmost precision and attention to detail, AVALON TRIPLE features three elegant rings of alabaster stone, delicately suspended by a brass or bronze frame. The result is an enchanting centrepiece that offers a warm and welcoming glow. Measuring 130cm in diameter, this pendant is perfect for adding a touch of refinement to large living areas, dining rooms, and commercial spaces.

MATERIALS & FINISHES



ALABASTER STONE

The unique veining of this soft, smooth, sedimentary gypsum rock creates truly unique lighting; some alabaster stone is almost white, whilst others have grey striations. The glow of an alabaster shade is evocative, ensuring a memorable and impressive piece.



SATIN BRASS & BRONZE FINISHES

A predominant feature on CTO Lighting pieces, which are achieved through various processes and artisanal techniques to create the exquisite finishes. The metal rings of Avalon are hand crafted and hand finished prior to being lacquered to create the luxurious finish. Both finishes are curated from beginning to end to ensure a sophisticated expression of its nature.

TECHNICAL SPECIFICATIONS



AVALON MEDIUM

CEILING MOUNTED: AVACHMSBHA-CM
CEILING ROSE: AVACHMSBHA-CR

FINISH
Satin brass with Alabaster stone

DIMENSIONS
640mm x 640mm x 70mm

BULBS
240v (AC 50Hz) - integrated LED - 38w - LED 2700k
120v (AC 60Hz) - integrated LED - 38w - LED 2700k

WEIGHT
20 kg (44.1 lbs)

Trailing Edge Dimmable



AVALON MEDIUM

CEILING MOUNTED: AVACHMBZHA-CM
CEILING ROSE: AVACHMBZHA-CR

FINISH
Bronze with Alabaster stone

DIMENSIONS
640mm x 640mm x 70mm

BULBS
240v (AC 50Hz) - integrated LED - 38w - LED 2700k
120v (AC 60Hz) - integrated LED - 38w - LED 2700k

WEIGHT
20 kg (44.1 lbs)

Trailing Edge Dimmable





AVALON LARGE

CEILING MOUNTED: AVACHLSBHA-CM
CEILING ROSE: AVACHLSBHA-CR

FINISH
Satin brass with Alabaster stone

DIMENSIONS
1010mm x 1010mm x 70mm

BULBS
240v (AC 50Hz) - integrated LED - 67w - LED 2700k
120v (AC 60Hz) - integrated LED - 67w - LED 2700k

WEIGHT
30kg (66.1 lbs)

Trailing Edge Dimmable



AVALON LARGE

CEILING MOUNTED: AVACHLBZHA-CM
CEILING ROSE: AVACHLBZHA-CR

FINISH
Bronze with Alabaster stone

DIMENSIONS
1010mm x 1010mm x 70mm

BULBS
240v (AC 50Hz) - integrated LED - 67w - LED 2700k
120v (AC 60Hz) - integrated LED - 67w - LED 2700k

WEIGHT
30kg (66.1 lbs)

Trailing Edge Dimmable





AVALON EXTRA LARGE

CEILING MOUNTED: AVACH1SBHA-CM
CEILING ROSE: AVACH1SBHA-CR

FINISH
Satin brass with Alabaster stone

DIMENSIONS
1300mm x 1300mm x 70mm

BULBS
240V (AC 50Hz) - intergrated LED, 89w LED 2700K
120V (AC 60Hz) - intergrated LED, 89w LED 2700K

WEIGHT
45kg (99 lbs)

Trailing Edge Dimmable



AVALON EXTRA LARGE

CEILING MOUNTED: AVACH1BZHA-CM
CEILING ROSE: AVACH1BZHA-CR

FINISH
Bronze with Alabaster stone

DIMENSIONS
1300mm x 1300mm x 70mm

BULBS
240V (AC 50Hz) - intergrated LED, 89w LED 2700K
120V (AC 60Hz) - intergrated LED, 89w LED 2700K

WEIGHT
45kg (99 lbs)

Trailing Edge Dimmable





AVALON HALO

CEILING MOUNTED: AVACHOSBHA-CM
 CEILING ROSE: AVACHOSBHA-CR

FINISH
 Satin brass with Alabaster stone

DIMENSIONS
 1010mm x 1010mm x 70mm

BULBS
 240v (AC 50Hz) - integrated LED - 38w + 67w - LED 2700k
 120v (AC 60Hz) - integrated LED - 38w + 67w - LED 2700k

WEIGHT
 50 kg (110.2 lbs)

Trailing Edge Dimmable



AVALON HALO

CEILING MOUNTED: AVACHOBZHA-CM
 CEILING ROSE: AVACHOSBHA-CR

FINISH
 Bronze with Alabaster stone

DIMENSIONS
 1010mm x 1010mm x 70mm

BULBS
 240v (AC 50Hz) - integrated LED - 38w + 67w - LED 2700k
 120v (AC 60Hz) - integrated LED - 38w + 67w - LED 2700k

WEIGHT
 30kg (66.1 lbs)

Trailing Edge Dimmable





AVALON HALO XL

CEILING MOUNTED: AVACH2SBHA-CM
CEILING ROSE: AVACH2SBHA-CR

FINISH

Satin brass with Alabaster stone

DIMENSIONS

1300mm x 1300mm x 70mm

WEIGHT

75kg (165.1 lbs)

BULBS

2240V (AC 50Hz) - intergrated LED, 67w Large +
89w X-Large - LED 2700K
120V (AC 60Hz) - intergrated LED, 67w Large + 89w
X-Large - LED 2700K

Trailing Edge Dimmable



AVALON HALO XL

CEILING MOUNTED: AVACH2BZHA-CM
CEILING ROSE: AVACH2BZHA-CR

FINISH

Bronze with Alabaster stone

DIMENSIONS

1300mm x 1300mm x 70mm

WEIGHT

75kg (165.1 lbs)

BULBS

2240V (AC 50Hz) - intergrated LED, 67w Large +
89w X-Large - LED 2700K
120V (AC 60Hz) - intergrated LED, 67w Large + 89w
X-Large - LED 2700K

Trailing Edge Dimmable





AVALON HALO TRIPLE

CEILING MOUNTED: AVACH3SBHA-CM
CEILING ROSE: AVACH3SBHA-CR

FINISH

Satin brass with Alabaster stone

DIMENSIONS

1300mm x 1300mm x 70mm

WEIGHT

95kg (209.4 lbs)

BULBS

240V (AC 50Hz) - intergrated LED, 38w small + 67w
Large + 89w X-Large - LED 2700K
120V (AC 60Hz) - intergrated LED, 38w small + 67w
Large + 89w X-Large - LED 2700K

Trailing Edge Dimmable



AVALON HALO TRIPLE

CEILING MOUNTED: AVACH3BZHA-CM
CEILING ROSE: AVACH3BZHA-CR

FINISH

Bronze with Alabaster stone

DIMENSIONS

1300mm x 1300mm x 70mm

WEIGHT

95kg (209.4 lbs)

BULBS

240V (AC 50Hz) - intergrated LED, 38w small + 67w
Large + 89w X-Large - LED 2700K
120V (AC 60Hz) - intergrated LED, 38w small + 67w
Large + 89w X-Large - LED 2700K

Trailing Edge Dimmable



CEILING ATTACHMENTS

The collection offers two options of ceiling attachment to accommodate varying installation requirements on site.



FLAT SURFACE MOUNTED



CEILING ROSE

