



## Description

The combination of handblown glass, handcrafted wood, and classic shaping has given rise to a light of ageless elegance. The collection comprises four different suspension lights, as striking alone as they are in sets, characterized by a handblown glass shade set upon on a handcrafted wooden body.




**Tech. description** The light consists of a wooden body with connector and E27 light source socket. It also includes a lead cable with connector, the glass shade, and a wood ceiling canopy.

Colours options: [https://brokis.sharepoint.com/:b:/s/brokis\\_sp/EaDQXedDPf1LmE7NVDsd6bsBeJzPFKbtMODFTk1UQSC](https://brokis.sharepoint.com/:b:/s/brokis_sp/EaDQXedDPf1LmE7NVDsd6bsBeJzPFKbtMODFTk1UQSC)

## CONSTRUCTION SPECIFICATION

<b>Weight:</b>	21 kg
<b>Construction material:</b>	glass, wood, metal
<b>Cord length [mm]:</b>	2,000 mm
<b>Mounting:</b>	Ceiling
<b>Environment:</b>	Indoor

## DIMENSIONS [mm]



## ELECTRICAL SPECIFICATION

<b>Input voltage [V]:</b>	230 V
<b>Frequency [Hz]:</b>	50-60 Hz
<b>Max. power [W]:</b>	5 x 15 W
<b>Coverage IP:</b>	20
<b>Socket:</b>	E27
<b>Light source:</b>	-
<b>Energy class:</b>	A+ to B depending on light source

## CERTIFICATIONS





### CM1642

<b>Socket</b>	E27
<b>Type</b>	LED
<b>Lamp wattage [W]</b>	13 W
<b>Input voltage [V]</b>	220 - 240 VAC
<b>Energy class</b>	A+
<b>Flux [lm]</b>	700 lm
<b>Light colour [K]</b>	2700 K
<b>CRI</b>	90+
<b>Lifespan [h]</b>	25000h
<b>Dimmable</b>	yes
<b>Dimensions h x w [mm]</b>	95 x 63 mm

# DATASHEET


## RECOMENDED CANOPY



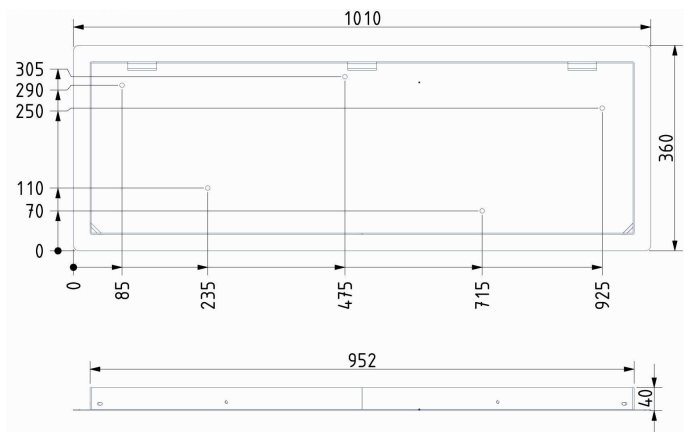
Download

### CEILING CANOPY

Dimensions l x w x h [mm]	1010 x 360 x 40 mm
Weight [kg]	9.6 kg
Material	metal



### Drawing



### Canopy bracket

