



# Blux System W





By  
Sin Diseñador

Decorative  
Lighting

Wall lamps

## Description

Articulated wall lamp designed in the late 70s in the style of the English school. The simplicity of its forms is reflected in its friction swivel joints and aluminum shade. Finishes: matte black, matte red or matte beige, and the inside of the shade in satin white. Also available with brass and copper shades that combine with the body of the lamp in black.

Technical Description			Packaging	
Degree of Protection		Regulation	Net Weight per Item	2 Kg
Class		Light type	Box Sizes	41,5 x 24 x 18,5 cm - 0.018 m <sup>3</sup>
Class		Light source included	Gross Weight	--
Regulable	--	Energy classification		--
Certifications				

## Finishes

---

SHADE		Black		Red (matte)		Beige
		Brass (matte)		Copper (matte)		

## Collection

---



Codes	Luminaire	Light Source
736170U	BLUX SYSTEM W BLACK USA	LED 11W (E26) / Fluo/CFL max. 13W (E26) / inc. max. 60W (E26)
736171U	BLUX SYSTEM W RED USA	LED 11W (E26) / Fluo/CFL max. 13W (E26) / inc. max. 60W (E26)
736172U	BLUX SYSTEM W BEIGE USA	LED 11W (E26) / Fluo/CFL max. 13W (E26) / inc. max. 60W (E26)
736173U	BLUX SYSTEM W BRASS USA	LED 11W (E26) / Fluo/CFL max. 13W (E26) / inc. max. 60W (E26)
736174U	BLUX SYSTEM W COPPER USA	LED 11W (E26) / Fluo/CFL max. 13W (E26) / inc. max. 60W (E26)

DOWNLOADS



Blux\_System\_W\_Assembly\_USA.pdf

