

Zeppo Reader (Cord Set)

SKU 1176xxx

CAUTION – TO REDUCE THE RISK OF FIRE, ELECTRIC SHOCK, OR INJURY TO PERSONS:

- A) ROUTE AND SECURE CORDS SO THAT THEY WILL NOT BE CRUSHED WHEN THE HEADBOARD IS PUSHED AGAINST THE WALL;
- B) THE NATIONAL ELECTRICAL CODE (NEC) DOES NOT PERMIT CORDS TO BE CONCEALED WHERE DAMAGE TO INSULATION MAY GO UNNOTICED. TO PREVENT FIRE DANGER, DO NOT RUN CORD WHERE IT WILL BE PINCHED OR DAMAGED, OR MAY BE INACCESSIBLE FOR EXAMINATION. CORDS SHOULD BE VISUALLY EXAMINED PERIODICALLY AND IMMEDIATELY REPLACED WHEN ANY DAMAGE IS NOTED;AND
- C) USE ONLY INSULATED STAPLES OR PLASTIC TIES TO SECURE CORDS.

AN OPENING FOR THE ATTACHMENT PLUG AND SUPPLY CORD IS TO BE MADE IN A LOCATION THAT WILL NOT ALLOW THE CORD TO BE CRUSHED IF THE HEADBOARD IS PUSHED AGAINST THE WALL. IF SPACERS OR SIMILAR MEANS ARE NEEDED TO PREVENT CORD CRUSHING, INSTRUCTIONS FOR ACQUIRING AND INSTALLING SUCH SPACERS ON THE HEADBOARD SHALL BE PROVIDED.

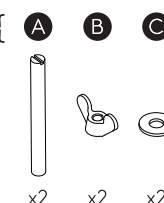
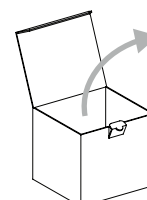
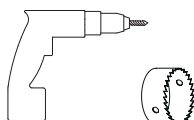

IF THE HEADBOARD IS CONSTRUCTED OF MATERIALS WITH SHARP EDGES THAT COULD DAMAGE THE CORD SUCH AS METAL OR GLASS, THE OPENING SHOULD HAVE SMOOTH ROUND HOLES, OR A PLASTIC BUSHING SHALL BE INSERTED TO PROTECT THE CORD.

ATTENTION – POUR RÉDUIRE LE RISQUE D'INCENDIE, D'ÉLECTROCUTION OU DE BLESSURE:

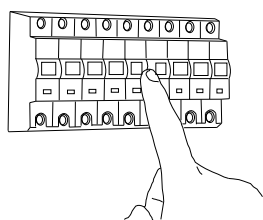
- A) ACHÉMINÉZ ET FIXEZ LES CORDONS DE MANIÈRE À CE QU'ILS NE SOIENT PAS ÉCRASÉS LORSQUE LA TÊTE DE LIT EST POUSSÉE CONTRE LE MUR;
- B) LE CODE NATIONAL DE L'ÉLECTRICITÉ (NEC) NE PERMET PAS DE DISSIMULER LES CORDONS LÀ OÙ DES DOMMAGES À L'ISOLATION PEUVENT PASSER INAPERÇU. POUR ÉVITER TOUT RISQUE D'INCENDIE, NE FAITES PAS PASSER LE CORDON LÀ OÙ IL SERA PINCÉ OU ENDOMMAGÉ, OU PEUT ÊTRE INACCESSIBLE POUR EXAMEN. LES CORDONS DOIVENT ÊTRE EXAMINÉS VISUELLEMENT PÉRIODIQUEMENT ET IMMÉDIATEMENT REMPLACÉS DÈS QU'UN DOMMAGE EST CONSTATÉ;ET
- C) UTILISEZ UNIQUEMENT DES AGRAFES ISOLÉES OU DES ATTACHES EN PLASTIQUE POUR FIXER LES CORDONS.



Headboard only
Tête de lit uniquement
Cabecero solamente

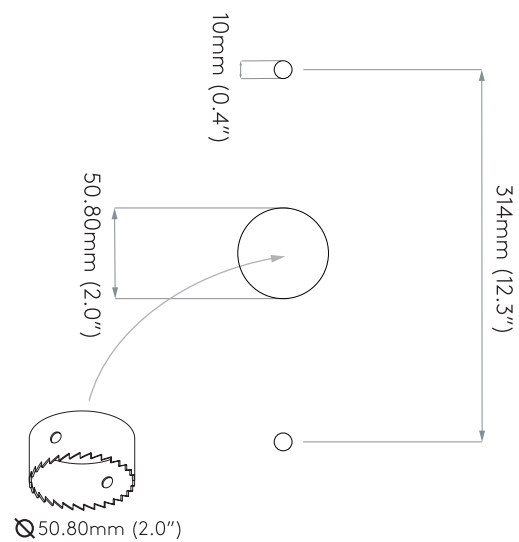


1

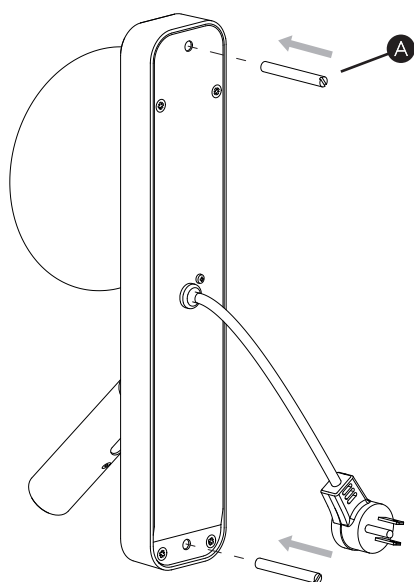


Turn Off Power
Couper Le Courant! /
Corte La Corriente!

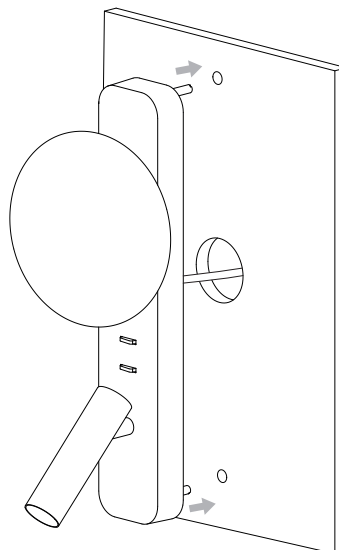
2



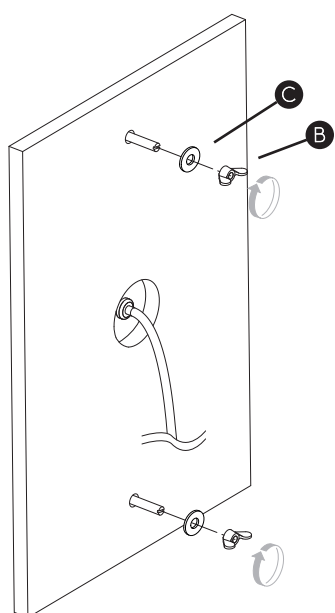
3



4



5



6

