


GABRIEL SCOTT
EST. 2012



LUNA **A SERIES**

ROUND SCONCE
TEAR SHEET



LUNA **A SERIES**

ROUND SCONCE

A lighting system with infinite interpretations, the LUNA is a synergy of color, shape, and refracted light. Inspired by a lunar halo, the modular light fixture grows in every direction as its assembly system stems horizontally or vertically, stacking color upon color of various blown glass shapes. The LUNA series is a glamorous reference to the moon's diffused light and soft glow. Allusive yet glamorous, the LUNA is a new tradition in glass-work and light form. Available in a variety of colors and shapes, LUNA is a highly customizable fixture.

All GABRIEL SCOTT pieces are handmade in Canada.



LUNA
A SERIES
ROUND SCONCE

**FIXTURE
SPEC SHEET**

Product name:	LUNA Round Sconce
Standard lead time:	6-8 weeks
Dimensions:	8" x 8" x 4.45" (203mm x 202mm x 113mm)
Light source:	12V 6 Watt LED Bulb (included)
Standard drop:	Flushmount
LED driver:	ERP ESS010W-0500-12
Weight:	3.4lb (1.54kg)

STANDARD FINISHES

BRASS

HARDWARE: SATIN BRASS




GLASS: SMOKED BRONZE



BLACK

HARDWARE: BLACK

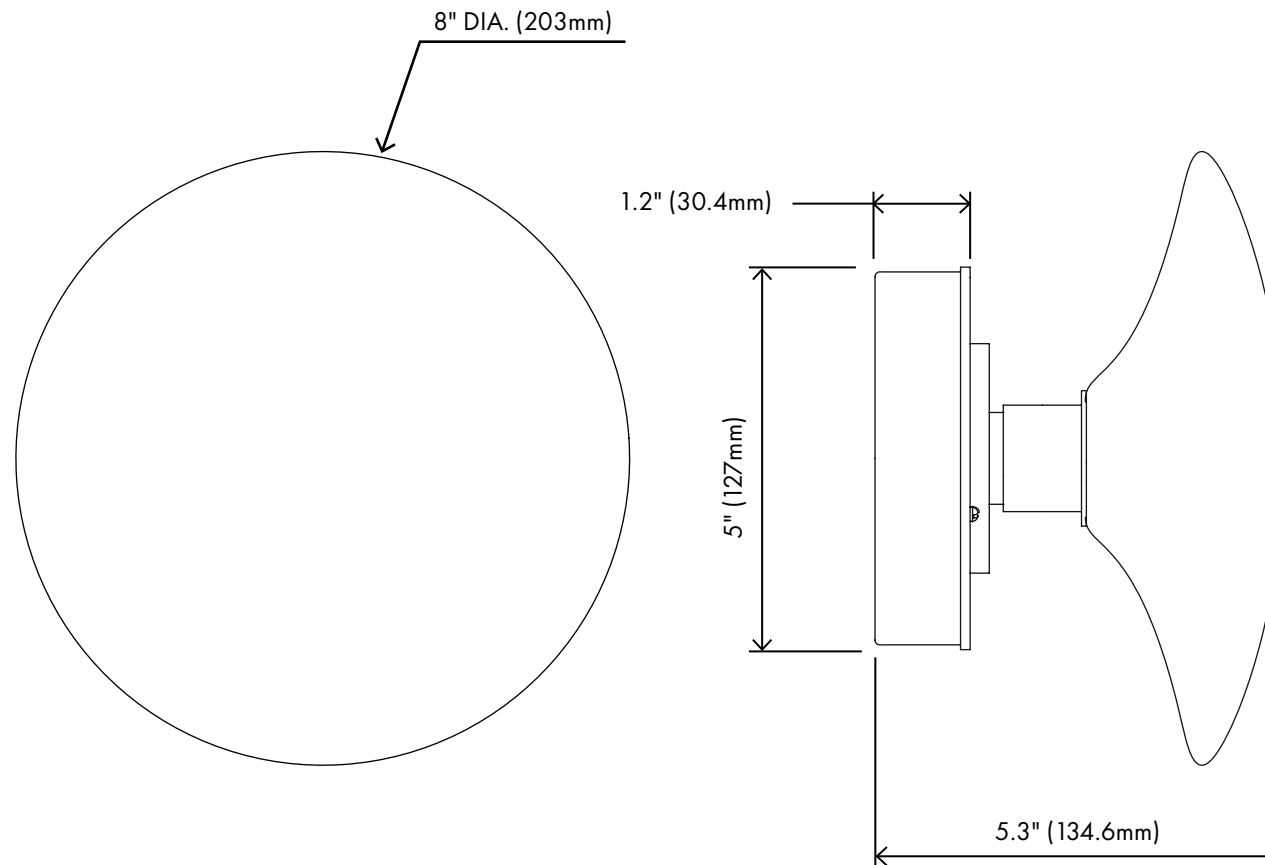


GLASS: SMOKED



LUNA
A SERIES
ROUND SCONCE

**FIXTURE
DIMENSIONS**



LUNA
A SERIES
ROUND SCONCE

**LED DRIVER
SPEC SHEET**

Driver model no.:	ERP ESS010W-0500-12
Input voltage:	120 to 277 VAC, 220 to 240 VAC
Output voltage:	6-12VDC
Max Output power	6W
Environ. protection rating	IP64
Dimensions:	3.3" x 1.57" x 1" (84 x 40 x 25 mm)
Dimming Method:	Forward-Phase, Reverse-Phase & 0 - 10V