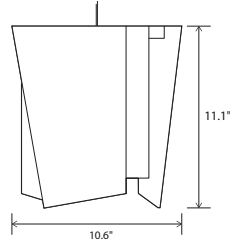




Levis L, frosted polymer

Levis L pendant



Dimensions: 10.6" Ø, 11.1"
 Materials: polymer, veneer and aluminum options
 Product weight: 7 lb
 Suitable for a sloped ceiling

Integrated LED Specifications

Light output: 1250 Lumens (source)
 Light color: 2700 K or 3500 K
 Color accuracy: 90+ CRI
 Power usage: 13 W
 Dimmable (see driver below)
 Brushed aluminum (CM-006) extended-profile square canopy with white braided cord included
 Canopy dimensions: 4.5" x 4.5", 1.63"
 Canopy required to house LED driver (3.3" x 1.6" x 1.0")
 See website for more canopy information
 6'-0" drop length, field adjustable

Medium Base Specifications

Lamping: E26 base, type A lamp, 60 W max
 Input voltage: 250 V AC Max
 White (CM-060) low-profile round canopy with clear SVT cord included
 Canopy dimensions: 5"Ø, 0.3"
 6'-0" drop length, field adjustable

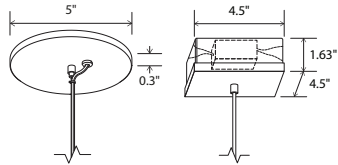
Specifications subject to change



beech wood veneer (CM-019)



brushed aluminum (CM-012)

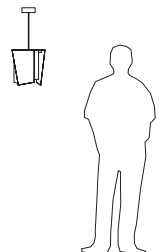


Levis L E26 low-profile round canopy with SVT cord

Levis L Integrated LED extended-profile square canopy

MATERIAL & FINISH OPTIONS

	Levis L part # 06-170-	-
Shade		
frosted polymer (CM-024)	F	
beech wood veneer (CM-019)	B	
brushed aluminum (CM-012)	A	
Lamping		
2700 K LED	27	
3500 K LED	35	
medium base E26 socket	MB	
Driver (LED version only)		
120-277 V AC input voltage		
0-10 V dimming		
TRIAC and ELV dimming at 120 V AC only	P1	



The Levis is simple and clean at first glance: complex upon closer review. The rhythm in the facets gives a dynamic feel from different vantage points, creating a sophistication to its presence.

Nick Sheridan
 Designer