


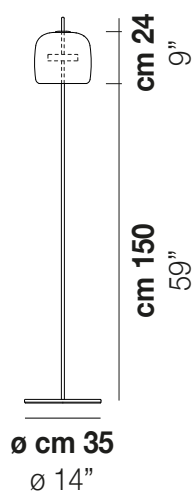
JUBE

Design Favaretto&Partners

JUBE PT P



Retro charm. The elegant and delicate look of blown glass finds a new dimension in Jube. Two glass units placed side by side, perfectly assembled, so much so that they look like a unique piece. The result is a sinuous lamp, formed by superimpositions and with tone-on-tone colours that give it a precious, vintage mood. After the suspension, the collection is enriched with three new table versions, a new size of suspension, a new applique on a unique glass and a new floor lamp. Upper glass shades is available in five colours: smoky, burnt earth, antique green, crystal, light amethyst, metal parts finishes are satin gold and matt steel. LED light source.



JUBE PT P

TECHNICAL DATA:



LED 2700K DIM4 1x13 W 37 V

LED 3000K DIM4 1x13 W 37 V

CERTIFICATIONS:

Led 2700 K 13 W 37 V 2000 lm DIM4 Push

Led 3000 K 13 W 37 V 2000 lm DIM4 Push

VOLUME Mc 0


GROSS WEIGHT Kg 0

NET WEIGHT Kg 0

download



SHADE FINISHING



AATR


CRTR

FUTR

TBTR

VATR

FRAME FINISHING



AVS

OS