



Imber 24, distressed brass, walnut



distressed brass (CM-009)
dark stained walnut (CM-002)
DD



brushed brass (CM-047)
walnut (CM-001)
RW



matte black with matte white
interior, dark stained walnut (CM-095)
BO



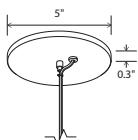
matte black with matte white
interior, walnut (CM-001)
BW



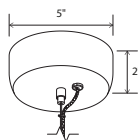
brushed rose gold (CM-046)
dark stained walnut (CM-002)
GD



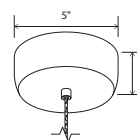
gloss white (CM-054)
white washed oak (CM-095)
WO



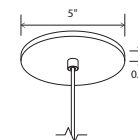
Imber 24 with Medium
base socket
Low-profile round
canopy,
SPT with steel cable
included
Canopy dimensions:
5"Ø, 0.3" deep



Imber 24 with LED
lamping
Extended-profile
round canopy, braided
cord with steel cable
included, required to
house the LED driver
(3.25" x 2.25" x 1.25")
Canopy dimensions:
5.5"Ø, 2" deep

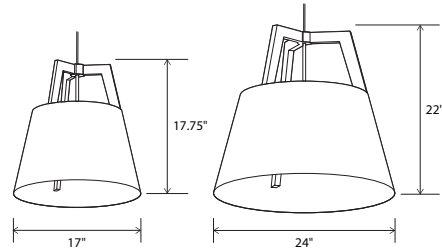


Imber 17 with LED
lamping
Extended-profile
round canopy,
braided cord included,
required to house the
LED driver
(3.25" x 2.25" x 1.25")
Canopy dimensions:
5.5"Ø, 2" deep



Imber 17 with Medium
base socket
Low-profile round
canopy, SVT included
Canopy dimensions:
5"Ø, 0.3" deep

Imber 17 / Imber 24 pendant



Imber 17 dimensions: 17" Ø, 17.75"
Imber 24 dimensions: 24" Ø, 22"
Materials: solid wood, metal
Imber 17 weight: 7 lb
Imber 24 weight: 12 lb
Wood grain will vary
Specifications subject to change



Lamping
Integrated LED Specifications
Light output: 1250 Lumens (source)
Light color: 2700 K or 3500 K
Additional color temperatures as well as sunset
dimming are available upon request.
Color accuracy: 90+ CRI
Power usage: 13 W
Input voltage: 120-277 V AC
Dimmable: 0-10 V dimming at 120-277 V AC
TRIAC and ELV dimming at 120 V AC only

MATERIAL & FINISH OPTIONS

Imber part # 06-210-
Fixture Size
17" Ø
24" Ø

Standard Combinations (Shade, Frame)

distressed brass, walnut DW
distressed brass,
dark stained walnut DD
brushed brass, walnut RW
brushed rose gold,
dark stained walnut GD
matte black with matte white
interior, dark stained walnut BD
matte black with matte white
interior, white washed oak BO
matte black with matte white
interior, walnut BW
gloss white, white washed
oak WO

Suspension Type

corded C
rigid R

Lamping
integrated LED L-27
with diffuser - 2700k P1
integrated LED L-35
with diffuser - 3500k P1
medium base socket
without diffuser S
medium base socket
with diffuser D

Medium Base E26 Specifications

Imber 17 lamping:
1x E26 base, type A lamp, 75 W max
Imber 24 lamping:
3x E26 base, type A lamp, 75 W max each
Bulbs not included
Input voltage: 250 V AC max

Suspension Type

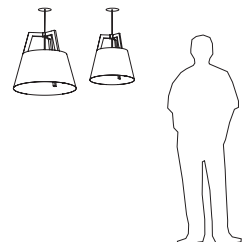
Corded
96" length of SVT wire is used. Wire is field
adjustable and suitable for a sloped ceiling.
Rigid
Stem comes 6' long and is field
cuttable to length (0.38" Ø).

Suspension and Hardware Finish

Standard Combinations
Come with either black or satin nickel
suspension, canopy, and sockets:
Black: DW, DD, RW, GD, BD, BO, BW
Satin Nickel: WO
Corded Versions
White cord: satin nickel hardware
Black cord: black hardware
24" Imber corded uses a .06" Ø
steel cable for suspension

The Ignis and Imber were inspired by the same design principles that make Cerno and ICRAVE well suited to collaborate. Honesty, simplicity, elemental, timeless and quality are words that sit at the core of both companies' design ethos and we believe these light fixtures embrace these qualities well. Each fixture was reduced to its essential parts – frame and shade – highlighting the interplay of the components, and accentuating the clean lines of the form.

ICRAVE / Cerno



Diffuser
Frosted white diffuser (CM-024).
Diffuser is recommended when fixture
location may allow for direct glare. Integrated
LED option always comes with a diffuser