

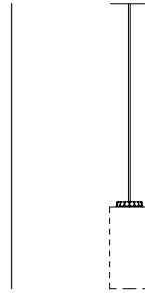


SANTA & COLE

Cirio Simple

Antoni Arola, 2010

Pendant lamp



A hanging lamp that creates a new route between the traditional bulb socket and the built-in LED. Cirio Simple comprises a canopy from which a capsule containing the LED light source hangs. Its design makes it easy to change the shade to create different atmospheres, from the porcelain craft of Sargadelos that creates candle-like warmth, to translucent opal glass, and the opaque elegance of brass. When combined with other structures of the same family, Cirio Simple is a finishing touch to a whole space. Alone, it is a lamp that highlights a corner with utmost efficiency.

GENERAL DESCRIPTION

Capsule with LED module, translucent white diffuser and heat sink with black matte finish.

3 lampshade options: white porcelain, polished brass and white opal glass.

5 metal circular canopy options with power supply incorporated:

Not adjustable (CE Market): white recessed or white or black surface-mounted canopy with matte finish.

Suitable for dimming 1-10V. (Not included external dimmer switch 1-10V):

white or black surface-mounted canopy with matte finish.

S&C LED capsule suitable with HeadLed System lampshades.

Suitable for Junction Box (UL market).

Electric cable length: 3 m / 118.1" - 8 m / 315"

LIGHT SOURCE

Light source included
Module of 4 LEDs

Not adjustable (CE Market):

Power system: 3,7 W

Operating current: 350 mA

T^a Color: 2.700 K

CRI: 90

Lifetime: 40.000 h

Luminous flux: 416 lm

Adjustable (CE Market):

Power system: 7,7 W

Operating current: 700 mA

T^a Colour : 2.700 K

CRI: 90

Lifetime: 40.000 h

Luminous flux: 752 lm

Built-in LED.

Suitable for dimming 1-10V. (Not included external dimmer switch 1-10V).

Energy efficiency class (E.E.C):

A⁺⁺ ... A.

Suitable only for indoor use.

Always use this light source.

Input voltage : 90 ~ 305 Vac.

(50 Hz / 60 Hz). According to destination.

Luminous performance with lampshade:

- White porcelain: 29%

- Polished brass: 29.3%

- White opal glass: 87%



SANTA & COLE

APPROXIMATE WEIGHT (unpacked)

(Weight with porcelain lampshade):

1,1 Kg / 2.4 lb

Lampshades:

Porcelain: 0,5 Kg / 1.1 lb

Brass: 0,6 Kg / 1.3 lb

White opal glass: 0,3 Kg / 0.7 lb

REGULATIONS

CE



UNE-EN 60598

UNE-EN 55015

UNE-EN 62031

UNE-EN 61000-3-2

UNE-EN 60529

UNE-EN 61347-2-13



Non-class 2

Dry and damp location

UL-1598

UL-8750

E-336377

MAINTENANCE

Clean with a smooth cloth. Do not use ammonia, solvents or abrasive cleaning products.

OTHERS

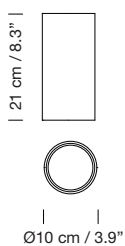
The lamp is delivered in different packages.

The assembly instructions are delivered with the product.

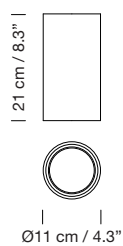
LAMPSHADES



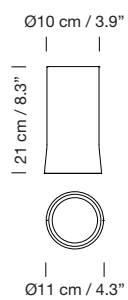
White porcelain



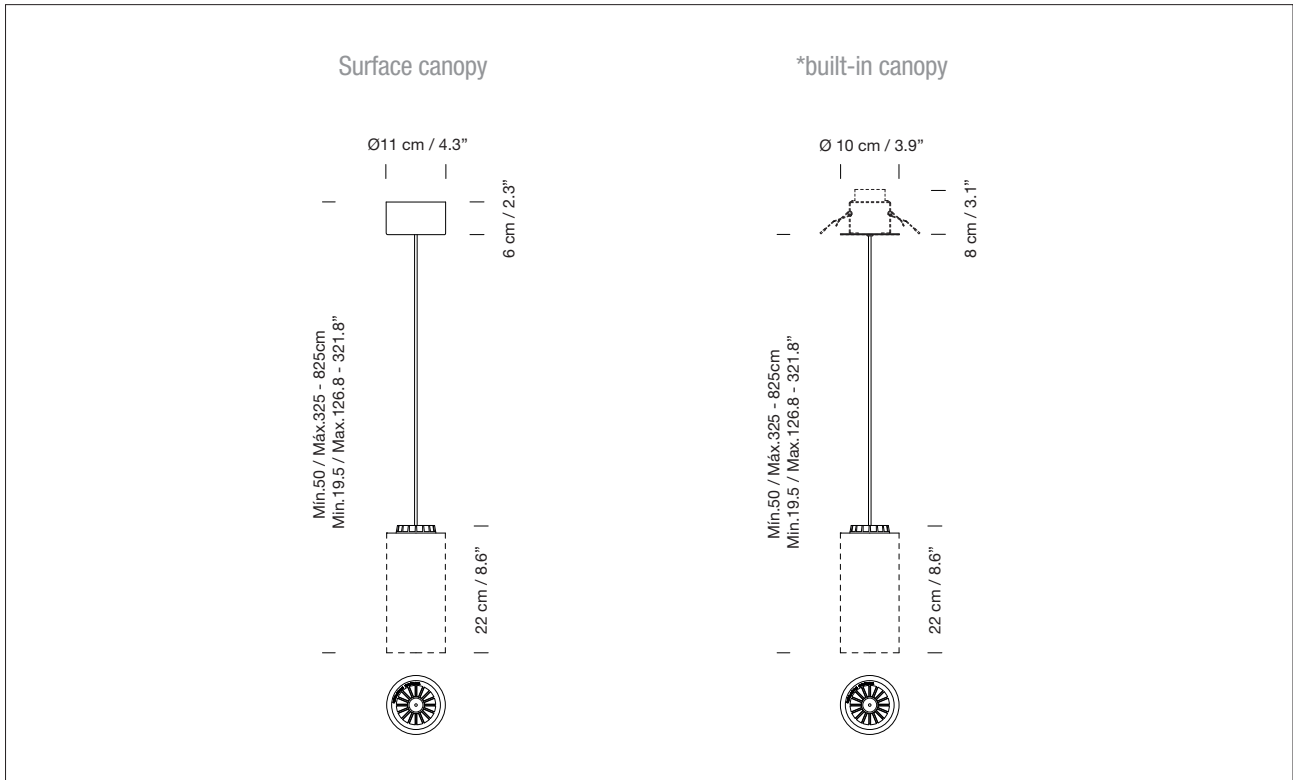
White opal glass



Brass



MODELS



* CE Market only

COLLECTION


Pendant lamps



Cirio Simple



Cirio Múltiple



Cirio Cascada



Cirio Circular



Cirio Lineal



Cirio Chandelier