


NEMO^{USA}

CROWN WALL

Jehs + Laub

Family of pendant chandeliers, wall and floor lamps, with modular structure in die-casted aluminum and sandblasted glass diffusers. Structure in hand polished aluminum, glossy gold plated or painted in matt white, matt black or gold. Nemo LED G9 kit available. Widespread light. Double switch for the Summa and Magnum versions. Transparent cable. Red cable on request.



NEMO^{USA}

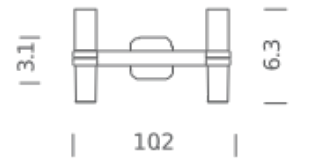
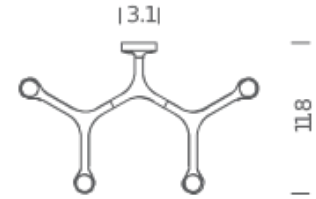
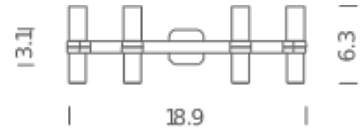
CROWN WALL

Jehs + Laub

HALO/LED

Lamping

Source	HALOPIN G9 QT-14
Total power	2 x 60W
Emission	DIFFUSED
Switching	dimmable, according to bulb
Tension	120V
Ip class	20
Dimensions	10.2 X 7.1 X 6.3
Materials	aluminum + GLASS
Notes	bulb included: G9 Halo, available G9 LED kit NEMO



Codes

CRO HLW 31	white
CRO HWW 31	white
CRO HNW 31	white
CRO HGW 31	white
CRO HOW 31	white
CRO HPW 31	white
Net lamp weight	3.1 lbs

Structure

polished
white
black
gold
gold plated
black plated

Diffuser

Package 1

Dimensions	15 X 21 X 6.3
Gross weight	4 lbs

NEMO^{USA}

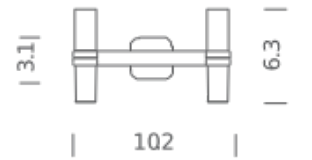
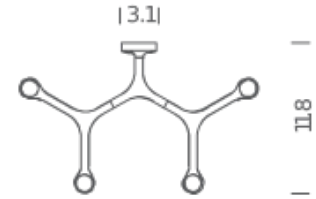
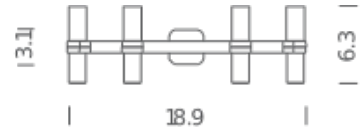
CROWN WALL

Jehs + Laub

HALO/LED

Lamping

Source	HALOPIN G9 QT-14
Total power	4 x 60W
Emission	DIFFUSED
Switching	dimmable, according to bulb
Tension	120V
Ip class	20
Dimensions	18.9 X 11.8 X 6.3
Materials	aluminum + GLASS
Notes	bulb included: G9 Halo, available G9 LED kit NEMO



Codes

	Structure	Diffuser
CRO HLW 32	polished	
white		
CRO HWW 32	white	
white		
CRO HNW 32	black	
white		
CRO HGW 32	gold	
white		
CRO HOW 32	gold plated	
white		
CRO HPW 32	black plated	
white		
Net lamp weight	3.1 lbs	

Package 1

Dimensions	15 X 21 X 6.3
Gross weight	4 lbs