



Aeris 54, walnut, brushed aluminum

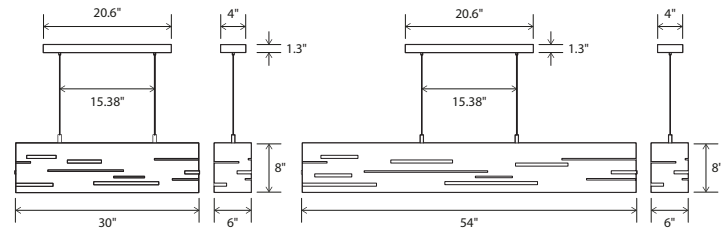


Aeris 54, walnut, brushed aluminum

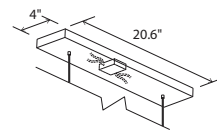
The Aeris was a collaboration with New York based designer Frank Carfaro of Desiron. The organic and often wild swirls of walnut grain are interrupted by rigorous slits and inlays that punctuate each face to create a beautiful juxtaposition, making each fixture unique. The glow of the illuminated wood seen through the cut slits creates a rich composition of light and shadow.

Nick Sheridan,  
 Co-Designer

**Aeris 30 / Aeris 54**  
 linear pendant



Aeris 30 dimensions: 30" x 6", 8"  
 Aeris 54 dimensions: 54" x 6", 8"  
 Materials: solid wood, aluminum  
 Aeris 30 weight: 11 lb  
 Aeris 54 weight: 15 lb  
 Light source: integrated LED  
 Light output - total: 1720 Lumens (source)  
 Light output - downlight: 1030 Lumens (source)  
 Light output - uplight: 690 Lumens (source)  
 Light color: 2700 K or 3500 K  
 Color accuracy: 90+ CRI  
 Power usage: 16 W  
 Dimmable (see driver below)  
 Linear canopy included  
 Canopy dimensions: 20.6" x 4", 1.3"  
 Canopy finish matches fixture's metal finish  
 Wood canopy covers are available:  
 Walnut (CM-001) cover: part # 60-130-005W  
 Dark stained walnut (CM-002) cover:  
 part # 60-130-005D  
 See website for more canopy information  
 72" drop length, field adjustable  
 Suitable for a sloped ceiling  
 Wood grain will vary  
 Specifications subject to change



linear canopy,  
 brushed aluminum




brushed aluminum  
 (CM-006)



black anodized aluminum  
 (CM-007)



walnut  
 (CM-001)



dark stained walnut  
 (CM-002)



**MATERIAL & FINISH OPTIONS**

|  | Aeris Part # 07- |
|--|------------------|
| Aeris 30                               | 110              |
| Aeris 54                               | 100              |
| <b>Metal Finish</b>                    |                  |
| brushed aluminum (CM-006)              | A                |
| black anodized aluminum (CM-007)       | B                |
| <b>Wood Body</b>                       |                  |
| walnut (CM-001)                        | W                |
| dark stained walnut (CM-002)           | D                |
| <b>Lamping</b>                         |                  |
| 2700 K LED                             | 27               |
| 3500 K LED                             | 35               |
| <b>Driver</b>                          |                  |
| 120-277 V AC input voltage             | P1               |
| 0-10 V dimming                         |                  |
| TRIAC and ELV dimming at 120 V AC only |                  |

**Includes**  
 polymer shade (CM-052)

